

07/2010

PERFORMANCE CEILINGS

More scope for innovation



# CEILING SYSTEMS CATALOGUE

PROGRAMME PART 1

## COMPANY

Innovation and Aesthetics	3
Site and Sales Organisations	4
Partners and Associates	5
News	6
Products	8

## PRODUCT RANGE

Fire protection	10
Acoustics	12
Health & Hygiene	14
Sound, Light & E-Tech	16
Material & Design	18

## DESIGN OPTIONS

Overview	20
Smooth surfaces	22
Textured and micro-perforated surfaces	24
Fissured surfaces	27

## SYSTEM SOLUTIONS

Overview	30
SYSTEM C	32
SYSTEM F	36
SYSTEM I	40
SYSTEM A	44

## SERVICE

General Advice	48
References	50
Service / Environment	60
Technical terms	66
Contacts	72

## INDEX

This catalogue contains the complete AMF range of suspended ceilings illustrating the mineral face patterns as well as basic information about special systems for fire protection, acoustics, hygiene, integrated high tech and material and design. For detailed information about these special products complete the fax-back form at the end of the catalogue or download from [www.amfceilings.com](http://www.amfceilings.com)



**AMF advances the  
concept of integration**



## ■ INNOVATION AND AESTHETICS

Knauf AMF has developed performance ceilings for universal applications. New technical standards ensure their increased use to benefit the safety and comfort of human beings. At the same time these ceiling systems are also an integrated part of the architecture of spaces. Knauf AMF is committed to the advancement of integration between function and aesthetics.



## ■ SITE AND SALES ORGANISATIONS

A commitment to high quality levels is central to the AMF manufacturing plant located in the heart of the Bavarian forest. This in turn ensures adherence to the strict environmental standards required in producing materials. The central logistic functions ensure efficient supply chains.

To ensure excellent service and support standards, Knauf AMF now has sales subsidiaries in the following countries:

- |                 |                  |            |                        |
|-----------------|------------------|------------|------------------------|
| ■ Australia     | ■ Czech Republic | ■ Italy    | ■ Taiwan               |
| ■ Austria       | ■ Egypt          | ■ Poland   | ■ Turkey               |
| ■ Baltic states | ■ France         | ■ Rumania  | ■ Ukraine              |
| ■ Benelux       | ■ Germany        | ■ Russia   | ■ United Arab Emirates |
| ■ Brazil        | ■ Greece         | ■ Serbia   | ■ United Kingdom       |
| ■ Bulgaria      | ■ Hungary        | ■ Slovakia |                        |
| ■ China         | ■ India          | ■ Slovenia |                        |
| ■ Croatia       | ■ Iran           | ■ Spain    |                        |



## ■ PARTNERS AND ASSOCIATES

Knauf AMF is a company in the Knauf group. This gives the strength and security needed to realise new ideas and implement appropriate strategies. New manufacturing investment creates more space for new products. Development of these ranges takes place in close cooperation with leading technology and research organisations, including the Fraunhofer Institute, Technical University of Munich, Mueller BBM and many others.

## SF - Shadow joint



### Design and Function with THERMATEX SF Acoustic

This elegant new AMF performance ceiling with the attractive SF shadow edge requires minimal void as the tile is installed purely from below. The SF Shadow Edge is also highly suitable for refurbishment projects. Existing exposed grids can be retained as the tiles are installed and the grid is then partially hidden providing a clean aesthetic. Installation and removal of the individual tiles is achieved simply by a small shift of the tile along the tee grid.

With its invisible perforation THERMATEX SF Acoustic achieves high values in sound absorption and once installed shows a white, homogeneous surface in a discreet module. For more contrast in ceiling design the tile can be installed on grid in various RAL colours.

- Elegant appearance
- Minimal void (75 mm or more, depending on hanger)
- Simple access
- Quality ceiling tile





## THERMATEx Sonic Sky, easily get more out of a ceiling

### Your benefits:

- Adjustable hangers
- Concave and Convex elements
- Large range of colours
- Quick and easy installation



# AMF THERMATEX



## High quality product range

### ■ EDGE HARDENING

By using a special coating method AMF THERMATEX ceiling tiles with recessed edges (VT) are hardened as standard and square edged tiles (SK) on request. This added durability provides protection against damage.

The fine chamfered edge gives a better visual appearance with clean, crisp lines.

### ■ MINERAL

THERMATEX ceiling tiles are made from new generation bio-soluble mineral wool, clay and starch and are therefore based on natural raw materials. Mineral wool offers excellent fire resistance and acoustic performance.

### ■ SUSPENSION SYSTEMS

AMF offers a range of suspension systems and tiles to satisfy different design requirements.

Ceiling systems are tested and certified for fire protection and acoustic performance.

With its wide choice of ceilings AMF can offer the best solutions for a variety of applications.





## AMF THERMATEX

### ■ AMF THERMATEX

THERMATEX is a long-established international brand that stands for high quality and technical performance.

### ■ AMF THERMATEX Comfort

From the AMF THERMATEX range the Comfort tile combines good acoustic performance with fire protection.

### ■ AMF THERMATEX Comfort dB

An even greater improvement in sound insulation and fire resistance can be achieved with the enhanced Comfort dB tile.

■ For more face pattern options please see the individual product descriptions.

# FIRE PROTECTION

Request your copy of the AMF Fire Protection catalogue

- Download at [www.amfceilings.com](http://www.amfceilings.com)
- by telephone hotline on +49 (0) 8552 / 422 - 0
- using the reply card form on page 77



## Structural safety

There can be no compromise with risks to the life and health of people. Equipment and machinery must also be protected against fire. AMF fire protection systems have been developed by experts for use in areas such as airports, hotels, schools, conference rooms, laboratories and other buildings where security is a key factor.



Download the  
pdf file from  
[www.amfceilings.com](http://www.amfceilings.com)



### SYSTEM F30 Uno

System F30 Uno provides fire protection from above and below. Dual panels are prefabricated, making installation fast and easy.

### FIRE RESISTANT LIGHT BOX

Providing fire protection for luminaires, downlighters, loudspeakers etc.



## INDEPENDENT FIRE-RESISTANT PANELS

Independent fire protection from above and below.

- F30 Uno / + metal
- F30 Dual + metal
- F30 Mono

## STRUCTURAL FIRE PROTECTION

Intelligently constructed fire prevention ceilings from AMF satisfy multi-functional needs. Safeguarding life and property is the most important of them. Special AMF systems respond to advanced requirements such as protection against fire from the ceiling void and in rooms underneath.

- Up to 90 minutes to steel beams
- 60 minutes to timber joists / mezzanine floors

# ACOUSTICS

Request your copy of the AMF Acoustics catalogue

- Download at [www.amfceilings.com](http://www.amfceilings.com)
- by telephone hotline on +49 (0) 8552 / 422 - 0
- using the reply card form on page 77




## Individual sound solutions

The construction process increasingly requires the creation of balanced room acoustics. Depending on the usage of the room there can be a wide range of demands on the ceiling. The combination of excellent performance in both sound absorption and attenuation from the new AMF Acoustic Ceilings range enables specifiers to meet these demands.



Download the  
pdf file from  
[www.amfceilings.com](http://www.amfceilings.com)




#### **THERMATEX Silence**

is a fleece coated ceiling made from two mineral boards bonded together. The special construction provides excellent sound absorption as well as high sound attenuation.

#### **THERMATEX Alpha ONE**

is a new wet-felt mineral tile which provides highest sound absorption values.



### ■ SOUND ATTENUATION

### ■ SOUND ABSORPTION

AMF Ceiling Systems maximise the technical combination of sound absorption and attenuation to regulate room acoustics. This benefits the working performance and health of the occupants of the room.

- THERMATEX Alpha
- THERMATEX ONE
- THERMATEX HD
- THERMATEX Acoustic

- THERMATEX dB Acoustic
- THERMATEX SF Acoustic
- THERMATEX Silence
- THERMATEX Thermofon

- THERMATEX Acoustic RL
- THERMATEX Kombimetall
- THERMATEX Comfort

# HEALTH & HYGIENE

Request your copy of the AMF Health & Hygiene catalogue

- Download at [www.amfceilings.com](http://www.amfceilings.com)
- by telephone hotline on +49 (0) 8552 / 422 - 0
- using the reply card form on page 77




## A safe working environment

AMF Health & Hygiene ceilings control harmful substances in spaces. Cleanactive reduces harmful airborne substances; Hygena protects against bacteria and inhibits fungal growth; and Clean Room helps in controlling dust particles in rooms.



Download the  
pdf file from  
[www.amfceilings.com](http://www.amfceilings.com)




### **THERMATEX Cleanactive**

Ceiling tiles which absorb harmful substances and odours.

### **THERMATEX Thermaclean S**

A washable, high density mineral ceiling tile for a range of hygiene applications.



## **■ CLEANACTIVE**

Cleanactive absorbs harmful substances and odours. These include formaldehyde from furniture, cleaning agents containing TVOC, dodecene in carpets, ammonia from fermentation and cigarette smoke.

## **■ CLEAN ROOM**

Clean Room provides effective control over the number of dust particles in a room, essential for meeting clean room standards.


## **■ HYGENA**

The special bactericidal and fungistatic treatment of Hygena prevents the spread of germs, with resultant benefits not only for healthcare facilities and food preparation areas but also open-plan offices.

# SOUND, LIGHT & E-TECH

Request your copy of the AMF Sound, Light & E-Tech catalogue

- Download at [www.amfceilings.com](http://www.amfceilings.com)
- by telephone hotline on +49 (0) 8552 / 422 - 0
- using the reply card form on page 77




## New ceiling technology

Sound, Light & E-Tech comprises new functional ceiling solutions from Knauf AMF. The integration of lighting and communications technology within the ceiling makes a great contribution to the aesthetics of the room.



Download the  
pdf file from  
[www.amfceilings.com](http://www.amfceilings.com)





#### AMF Soundmosaic

A flat panel loudspeaker working on the principle of wave conversion with HiFi-Quality and 180° sound emission.



#### AMF Beamex System

Electrically operated and remote controlled ceiling panel invisibly integrating projectors within the ceiling.



### ■ SOUNDMOSAIC

The new AMF Soundmosaic ceiling tile is a flat panel loudspeaker in ceiling module size that works on the principle of wave conversion. The tile itself acts as the loudspeaker and blends in with the rest of the AMF ceiling. The resulting sound produces Hi-Fi Quality for both speech and music transmission.

### ■ LIGHTS

Ceiling fittings with fire protection for all requirements

### ■ BEAMEX SYSTEM

An electrically operated ceiling tile, created to safely shelter slide, video and LCD projectors within the ceiling void.

# MATERIAL & DESIGN

Request your copy of the AMF Material & Design catalogue

- Download at [www.amfceilings.com](http://www.amfceilings.com)
- by telephone hotline on +49 (0) 8552 / 422 - 0
- using the reply card form on page 77




## Innovative ceiling design

Design alternatives to the classic mineral ceilings from AMF.  
Freedom of design created by the opportunity to combine different  
materials that offer innovative choices.



Download the  
pdf file from  
[www.amfceilings.com](http://www.amfceilings.com)



### **THERMATEX Symetra**

A choice in hole patterns in combination with a variety of edge details leave ample room for the architect or specifier for contemporary ceiling design.

### **WOOD Symetra**

Wood - natural elegance for your ceiling. A huge variety of face patterns and perforations are available.



## **MATERIAL**

The right material for a range of different ceiling designs. Modern functional metal, the timeless elegance of gypsum, the durability of wood fibre and the warmth of wood veneer.

## **DESIGN**

Innovation from the Symetra range with regularly spaced round perforations, or the Seventies retro - look with THERMATEX net.4 open cell tiles.

# CLASSIC DESIGNS



## Aesthetic ceiling design

A wide variety of face patterns is available for every ceiling system. The design not only greatly influences the appearance of the ceiling but also affects its technical performance in terms of acoustics, humidity resistance or hygiene.

For more face pattern options please see programme parts 2 - 6.



■ **SMOOTH  
SURFACES**

Smooth or lightly textured face patterns create a contemporary ceiling design with sound reflection.

Page 22

■ **TEXTURED AND  
MICROPERFORATED  
SURFACES**

Well-proportioned ceilings featuring micro-perforated surfaces offering very good sound absorption.

Page 24

■ **FISSURED  
SURFACES**

Multi-directional fissured ceilings creating interesting contrasts and good sound absorption.

Page 27

# CLASSIC DESIGNS



## Smooth THERMATEx surfaces

The tile is plain finished or finely textured, creating a calm ceiling blending into the background.  
Smooth surfaces reflect sound and have low absorption.



## THERMATEx Plain

SYSTEM	<div><div>C</div> Exposed system, demountable ceiling<sup>1</sup></div> <div><div>F</div> Free span system, with exposed or concealed suspension <sup>1</sup></div> <div><div>I</div> Bandrastrer system, concealed cross sections <sup>1</sup></div> <div><div>A</div> Concealed system, panels demountable AW/GN / not demountable GN <sup>1</sup></div>
Building material class	<div><div>A2-s1, d0</div> as per EN 13501-1</div>
Fire	<div><div>up to 60 minutes</div> as per BS 476: parts 20-23 (according to test certificate)</div>
Sound absorption	<div><div>EN ISO 354</div></div>
Frequency <i>f</i> in Hz	<div><div>125</div><div>250</div><div>500</div><div>1000</div><div>2000</div><div>4000</div></div>
Sound absorption $\alpha_p$	<div><div>0.25</div><div>0.20</div><div>0.10</div><div>0.05</div><div>0.05</div><div>0.10</div></div>
	<div><div><math>\alpha_w = 0.10</math> (L) as per EN ISO 11654,</div></div>
	<div><div><i>NRC</i> = 0.10 as per ASTM C 423</div></div>
Sound attenuation	<div><div><math>D_{n,c,w} = 34</math> dB as per EN 20140-9 (15 mm thickness, according to test certificate)</div></div>
Humidity	<div><div>up to 95% RH</div></div>
Light reflectance	<div><div>up to 92%</div></div>
Thermal conductivity	<div><div><math>\lambda = 0.052 - 0.057</math> W/mK as per DIN 52612</div></div>
Dimensions	<div><div>For sizes as well as supply categories please consult the price list.</div></div>
Thickness / Weight	<div><div>15 mm (c. 4.5 kg/m<sup>2</sup>) / 19 mm (c. 5.7 kg/m<sup>2</sup>)</div></div>
Colours	<div><div>white similar to RAL 9010, other colours available to order</div></div>
Extra options available - please see additional catalogues 2-6	

Hygiene 

Clean Room, Hygena (part 4)

<sup>1</sup>For details please see systems solutions.  
For technical regulations please refer to pages 48-49.



## THERMATEX Fine Stratos

SYSTEM	<b>C</b> Exposed system, demountable ceiling <sup>1</sup> <b>F</b> Free span system, with exposed or concealed suspension <sup>1</sup> <b>I</b> Bandraster system, concealed cross sections <sup>1</sup> <b>A</b> Concealed system, panels demountable AW/GN / not demountable GN <sup>1</sup>
Building material class	■ A2-s1, d0 as per EN 13501-1
Fire	■ up to 60 minutes as per BS 476: parts 20-23 (according to test certificate)
Sound absorption	■ EN ISO 354
Frequency $f$ in Hz	125   250   500   1000   2000   4000
Sound absorption $\alpha_p$	0.30   0.25   0.10   0.10   0.10   0.10
	$\alpha_w = 0.10$ (L) as per EN ISO 11654, $NRC = 0.15$ as per ASTM C 423
Sound attenuation	■ $D_{n,c,w} = 34$ dB as per EN 20140-9 (15 mm thickness, according to test certificate)
Humidity	■ up to 95% RH
Light reflectance	■ up to 88%
Thermal conductivity	■ $\lambda = 0.052 - 0.057$ W/mK as per DIN 52612
Dimensions	■ For sizes as well as supply categories please consult the price list.
Thickness / Weight	■ 15 mm (c. 4.5 kg/m <sup>2</sup> ) / 19 mm (c. 5.7 kg/m <sup>2</sup> )
Colours	■ white similar to RAL 9010, other colours available to order

Extra options available - please see additional catalogues 2-6

Self-supporting fire protection systems	■ F30 uno, F30 mono (part 2)
Acoustics	■ Thermatex Comfort (part 3)
Hygiene	■ Cleanactive, Hygena (part 4)



## THERMATEX Laguna

SYSTEM	<b>C</b> Exposed system, demountable ceiling <sup>1</sup>
Building material class	■ A2-s1, d0 as per EN 13501-1
Fire	■ up to 60 minutes as per BS 476: parts 20-23 (according to test certificate)
Sound absorption	■ EN ISO 354
Frequency $f$ in Hz	125   250   500   1000   2000   4000
Sound absorption $\alpha_p$	0.35   0.20   0.10   0.05   0.05   0.05
	$\alpha_w = 0.10$ (L) as per EN ISO 11654, $NRC = 0.10$ as per ASTM C 423
Sound attenuation	■ $D_{n,c,w} = 34$ dB as per EN 20140-9 (15 mm thickness, according to test certificate)
Humidity	■ up to 90% RH
Light reflectance	■ up to 88%
Thermal conductivity	■ $\lambda = 0.052 - 0.057$ W/mK as per DIN 52612
Dimensions	■ For sizes as well as supply categories please consult the price list.
Thickness / Weight	■ 15 mm (c. 4.5 kg/m <sup>2</sup> )
Colours	■ white similar to RAL 9010, other colours available to order

Extra options available - please see additional catalogues 2-6

Self-supporting fire protection systems	■ F30 uno, F30 mono (part 2)
Acoustics	■ Thermatex Comfort (part 3)
Hygiene	■ Cleanactive, Hygena (part 4)

<sup>1</sup> For details please see systems solutions.  
For technical regulations please refer to pages 48-49.

<sup>1</sup> For details please see systems solutions.  
For technical regulations please refer to pages 48-49.

# CLASSIC DESIGNS



**Textured and micro perforated  
THERMATEX surfaces**

Finely textured surfaces and micro-perforations provide an elegant ceiling with good sound absorption.



**THERMATEX Fine Stratos micro**

SYSTEM	<b>C</b> Exposed system, demountable ceiling <sup>1</sup> <b>F</b> Free span system, with exposed or concealed suspension <sup>1</sup> <b>I</b> Bandrastrer system, concealed cross sections <sup>1</sup> <b>A</b> Concealed system, panels demountable AW/GN / not demountable GN <sup>1</sup>
Building material class	■ A2-s1, d0 as per EN 13501-1
Fire	■ up to 60 minutes as per BS 476: parts 20-23 (according to test certificate)
Sound absorption	■ EN ISO 354
Frequency $f$ in Hz	125   250   500   1000   2000   4000
Sound absorption $\alpha_p$	0.40   0.40   0.55   0.70   0.60   0.45
	$\alpha_w = 0.60$ as per EN ISO 11654, $NRC = 0.55$ as per ASTM C 423
Sound attenuation	■ $D_{n,c,w} = 34$ dB as per EN 20140-9 (15 mm thickness, according to test certificate)
Humidity	■ up to 95% RH
Light reflectance	■ up to 88%
Thermal conductivity	■ $\lambda = 0.052 - 0.057$ W/mK as per DIN 52612
Dimensions	■ For sizes as well as supply categories please consult the price list.
Thickness / Weight	■ 15 mm (c. 4.5kg/m <sup>2</sup> ) / 19 mm (c. 5.7kg/m <sup>2</sup> ) / 40 mm (c. 12kg/m <sup>2</sup> )
Colours	■ white similar to RAL 9010, other colours available to order
Extra options available - please see additional catalogues 2-6	
Self-supporting fire protection systems	■ F30 uno, F30 mono (part 2)
Acoustics	■ Thermatex Comfort (part 3)
Hygiene	■ Cleanactive, Hygena (part 4)

<sup>1</sup> For details please see systems solutions.  
For technical regulations please refer to pages 48-49.





## THERMATEx Laguna micro

SYSTEM	<b>C</b> Exposed system, demountable ceiling <sup>1</sup>
Building material class	<b>A2-s1, d0</b> as per EN 13501-1
Fire	<b>up to 60 minutes</b> as per BS 476: parts 20-23 (according to test certificate)
Sound absorption	<b>EN ISO 354</b>
Frequency $f$ in Hz	125   250   500   1000   2000   4000
Sound absorption $\alpha_p$	0.35   0.35   0.60   0.75   0.70   0.45
	$\alpha_w = 0.60$ as per EN ISO 11654, $NRC = 0.60$ as per ASTM C 423
Sound attenuation	<b><math>D_{n,c,w} = 34</math> dB</b> as per EN 20140-9 (15 mm thickness, according to test certificate)
Humidity	<b>up to 90% RH</b>
Light reflectance	<b>up to 88%</b>
Thermal conductivity	<b><math>\lambda = 0.052 - 0.057</math> W/mK</b> as per DIN 52612
Dimensions	<b>For sizes as well as supply categories please consult the price list.</b>
Thickness / Weight	<b>15 mm (c. 4.5kg/m<sup>2</sup>)</b>
Colours	<b>white similar to RAL 9010, other colours available to order</b>
Extra options available - please see additional catalogues 2-6	

<sup>1</sup> For details please see systems solutions.  
For technical regulations please refer to pages 48-49.




## THERMATEx Star

SYSTEM	<b>C</b> Exposed system, demountable ceiling <sup>1</sup> <b>F</b> Free span system, with exposed or concealed suspension <sup>1</sup> <b>I</b> Bandrastrer system, concealed cross sections <sup>1</sup> <b>A</b> Concealed system, panels demountable AW/GN / not demountable GN <sup>1</sup>
Building material class	<b>A2-s1, d0</b> as per EN 13501-1
Fire	<b>up to 60 minutes</b> as per BS 476: parts 20-23 (according to test certificate)
Sound absorption	<b>EN ISO 354</b>
Frequency $f$ in Hz	125   250   500   1000   2000   4000
Sound absorption $\alpha_p$	0.50   0.40   0.55   0.70   0.65   0.45
	$\alpha_w = 0.60$ as per EN ISO 11654, $NRC = 0.60$ as per ASTM C 423
Sound attenuation	<b><math>D_{n,c,w} = 34</math> dB</b> as per EN 20140-9 (15 mm thickness, according to test certificate)
Humidity	<b>up to 95% RH</b>
Light reflectance	<b>up to 90%</b>
Thermal conductivity	<b><math>\lambda = 0.052 - 0.057</math> W/mK</b> as per DIN 52612
Dimensions	<b>For sizes as well as supply categories please consult the price list.</b>
Thickness / Weight	<b>15 mm (c. 4.5kg/m<sup>2</sup>) / 19 mm (c. 5.7kg/m<sup>2</sup>) / 40 mm (c. 12kg/m<sup>2</sup>)</b>
Colours	<b>white similar to RAL 9010, other colours available to order</b>
Extra options available - please see additional catalogues 2-6	

Self-supporting fire protection systems	<b>F30 uno, F30 mono</b> (part 2)
Acoustics	<b>Thermatex Comfort</b> (part 3)
Hygiene	<b>Cleanactive, Hygena</b> (part 4)

<sup>1</sup> For details please see systems solutions.  
For technical regulations please refer to pages 48-49.

# CLASSIC DESIGNS



## THERMATEx Pinhole



SYSTEM	<b>c</b> Exposed system, demountable ceiling <sup>1</sup>
Building material class	■ A2-s1, d0 as per EN 13501-1
Fire	■ up to 60 minutes as per BS 476: parts 20-23 (according to test certificate)
Sound absorption	■ EN ISO 354
Frequency <i>f</i> in Hz	125   250   500   1000   2000   4000
Sound absorption $\alpha_p$	0.40   0.35   0.50   0.70   0.75   0.60
	$\alpha_w = 0.55$ as per EN ISO 11654, $NRC = 0.60$ as per ASTM C 423
Sound attenuation	■ $D_{n,c,w} = 34$ dB as per EN 20140-9 (15 mm thickness, according to test certificate)
Humidity	■ up to 95% RH
Light reflectance	■ up to 88%
Thermal conductivity	■ $\lambda = 0.052 - 0.057$ W/mK as per DIN 52612
Dimensions	■ For sizes as well as supply categories please consult the price list.
Thickness / Weight	■ 15 mm (c. 4.5 kg/m <sup>2</sup> )
Colours	■ white similar to RAL 9010, other colours available to order
Extra options available - please see additional catalogues 2-6	

<sup>1</sup> For details please see systems solutions.  
For technical regulations please refer to pages 48-49.



## Fissured THERMATEX surfaces

Defined perforations give the ceiling an individual character, with a consequent increase in sound absorption.



## THERMATEX Mercure


SYSTEM	<ul style="list-style-type: none"> <li><b>C</b> Exposed system, demountable ceiling<sup>1</sup></li> <li><b>F</b> Free span system, with exposed or concealed suspension<sup>1</sup></li> <li><b>I</b> Bandrastrer system, concealed cross sections<sup>1</sup></li> <li><b>A</b> Concealed system, panels demountable AW/GN / not demountable GN<sup>1</sup></li> </ul>
Building material class	<b>A2-s1, d0</b> as per EN 13501-1
Fire	<ul style="list-style-type: none"> <li>up to 60 minutes as per BS 476: parts 20-23 (according to test certificate)</li> </ul>
Sound absorption	<b>EN ISO 354</b>
Frequency $f$ in Hz	125   250   500   1000   2000   4000
Sound absorption $\alpha_p$	0.45   0.40   0.50   0.70   0.70   0.65
	$\alpha_w = 0.60$ as per EN ISO 11654, $NRC = 0.60$ as per ASTM C 423
Sound attenuation	<ul style="list-style-type: none"> <li><math>D_{n,c,w} = 34</math> dB as per EN 20140-9 (15 mm thickness, according to test certificate)</li> </ul>
Humidity	up to 95% RH
Light reflectance	up to 88%
Thermal conductivity	$\lambda = 0.052 - 0.057$ W/mK as per DIN 52612
Dimensions	For sizes as well as supply categories please consult the price list.
Thickness / Weight	15 mm (c. 4.5 kg/m <sup>2</sup> ) / 19 mm (c. 5.7 kg/m <sup>2</sup> )
Colours	white similar to RAL 9010, other colours available to order

Extra options available - please see additional catalogues 2-6

Acoustics	<b>Thermatex Comfort</b> (part 3)
Hygiene	<b>Cleanactive</b> (part 4)

<sup>1</sup> For details please see systems solutions.  
For technical regulations please refer to pages 48-49.

# CLASSIC DESIGNS



## THERMATEX Fine Fresko-Saturn


- SYSTEM**
- C** Exposed system, demountable ceiling<sup>1</sup>
  - F** Free span system, with exposed or concealed suspension <sup>1</sup>
  - I** Bandraster system, concealed cross sections <sup>1</sup>

- Building material class** ■ A2-s1, d0 as per EN 13501-1
- Fire** ■ up to 60 minutes as per BS 476: parts 20-23 (according to test certificate)
- Sound absorption** ■ EN ISO 354
- |                             |      |      |      |      |      |      |
|-----------------------------|------|------|------|------|------|------|
| Frequency $f$ in Hz         | 125  | 250  | 500  | 1000 | 2000 | 4000 |
| Sound absorption $\alpha_p$ | 0.45 | 0.40 | 0.50 | 0.70 | 0.80 | 0.75 |
- $\alpha_w = 0.60$  (H) as per EN ISO 11654,  
 $NRC = 0.60$  as per ASTM C 423
- Sound attenuation** ■  $D_{n,c,w} = 34$  dB as per EN 20140-9 (15 mm thickness, according to test certificate)
- Humidity** ■ up to 90% RH
- Light reflectance** ■ up to 87%
- Thermal conductivity** ■  $\lambda = 0.052 - 0.057$  W/mK as per DIN 52612
- Dimensions** ■ For sizes as well as supply categories please consult the price list.
- Thickness / Weight** ■ 15 mm (c. 4.5 kg/m<sup>2</sup>) / 19 mm (c. 5.7 kg/m<sup>2</sup>)
- Colours** ■ white similar to RAL 9010, other colours available to order

Extra options available - please see additional catalogues 2-6

- Acoustics** ■ Thermatex Comfort (part 3)

<sup>1</sup> For details please see systems solutions.  
For technical regulations please refer to pages 48-49.



## THERMATEX Fresko

- SYSTEM**
- C** Exposed system, demountable ceiling<sup>1</sup>
  - F** Free span system, with exposed or concealed suspension <sup>1</sup>
  - I** Bandraster system, concealed cross sections <sup>1</sup>

- Building material class** ■ A2-s1, d0 as per EN 13501-1
- Fire** ■ up to 60 minutes as per BS 476: parts 20-23 (according to test certificate)
- Sound absorption** ■ EN ISO 354
- |                             |      |      |      |      |      |      |
|-----------------------------|------|------|------|------|------|------|
| Frequency $f$ in Hz         | 125  | 250  | 500  | 1000 | 2000 | 4000 |
| Sound absorption $\alpha_p$ | 0.45 | 0.40 | 0.50 | 0.70 | 0.80 | 0.75 |
- $\alpha_w = 0.60$  (H) as per EN ISO 11654,  
 $NRC = 0.60$  as per ASTM C 423
- Sound attenuation** ■  $D_{n,c,w} = 34$  dB as per EN 20140-9 (15 mm thickness, according to test certificate)
- Humidity** ■ up to 90% RH
- Light reflectance** ■ up to 87%
- Thermal conductivity** ■  $\lambda = 0.052 - 0.057$  W/mK as per DIN 52612
- Dimensions** ■ For sizes as well as supply categories please consult the price list.
- Thickness / Weight** ■ 15 mm (c. 4.5 kg/m<sup>2</sup>) / 19 mm (c. 5.7 kg/m<sup>2</sup>)
- Colours** ■ white similar to RAL 9010, other colours available to order

Extra options available - please see additional catalogues 2-6

<sup>1</sup> For details please see systems solutions.  
For technical regulations please refer to pages 48-49.




# SYSTEM SOLUTIONS



## Efficiency through technical expertise

Modern buildings have different functional needs where the correct choice of ceiling system is required. AMF offers a wide range of versatile grid systems that meet these requirements. The technology behind these systems offers exceptional performance in terms of fire protection, acoustics and hygiene. Troublefree installation beneath different types of soffit, together with ease of maintenance, provides efficient ceiling solutions for the buildings of today.



■ **EXPOSED GRID  
SYSTEM**  
**SYSTEM C**

Exposed grid system for 24 or 15 mm tee sections.  
Fully accessible tiles

Page 32

■ **FREE SPAN  
SYSTEM**  
**SYSTEM F**

Free Span system for planks with cross tees exposed or concealed.

Page 36

■ **BANDRASTER  
SYSTEM**  
**SYSTEM I**

Parallel Bandraster sections 50 to 150 mm wide, with cross tees exposed or concealed.

Page 40

■ **CONCEALED GRID  
SYSTEM**  
**SYSTEM A**

Concealed system with demountable tiles (AW) or non-accessible (GN).

Page 44

# SYSTEM **C** EXPOSED GRID SYSTEM



System C utilises the popular exposed suspension grid as a proactive element in ceiling design. Square edged (SK) ceiling panels are laid into the grid and give a flush visual appearance. Tiles with recessed edges (VT) allow greater creative design options with both 24 and 15 mm wide tee sections. System C is quick and easy to install, and simple to access for maintenance in the ceiling void. Worldwide test reports and certificates demonstrate that AMF System C is an exceptional ceiling construction.

## FACE PATTERNS

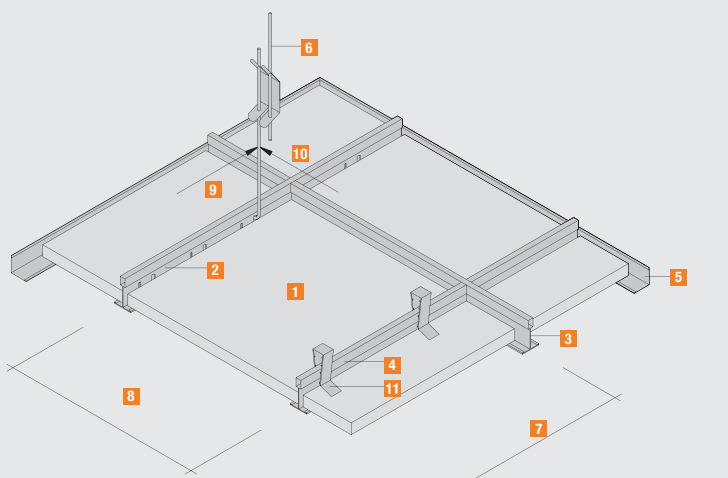
### THERMATEX

- Plain
- Fine Stratos
- Laguna
- Fine Stratos micro
- Laguna micro
- Star
- Pinhole
- Mercure
- Fine Fresko-Saturn
- Fresko

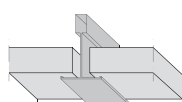
See page 80 for illustrations



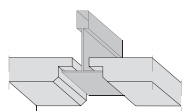




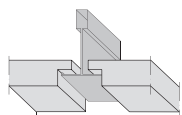
Edge details



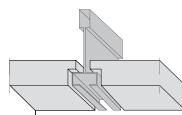
SK 15 / 24



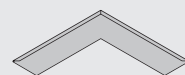
VT 15 / 24



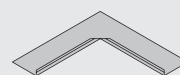
VT - S15 / 24



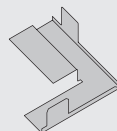
VT - S15F



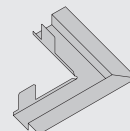
JS - 15  
Outer mitre for RWL 24 / 24



JS - 17  
Inner mitre for RWL 24 / 24



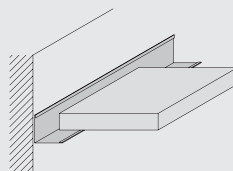
JS - 24 Outer mitre for  
SRW 25 / 15 / 8 / 15



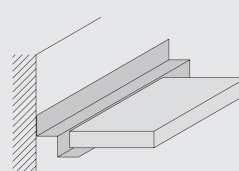
JS - 28 Inner mitre for  
SRW 25 / 15 / 8 / 15

Other wall angles and accessories are available on request.

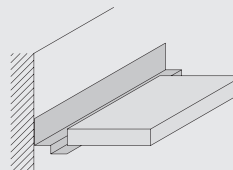
Wall angle RWL 24 / 24



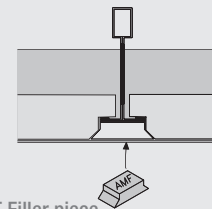
Shadow trim SRW 20 / 20 / 20 / 20



Shadow trim SRW 25 / 15 / 8 / 15



For VT edge



VT Filler piece  
FUE - 15 / 24

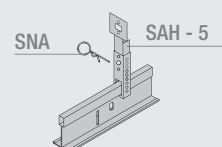
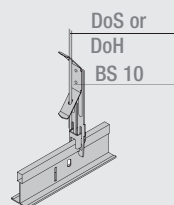
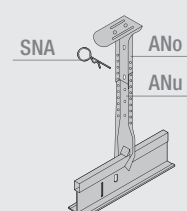
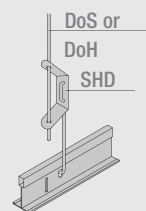
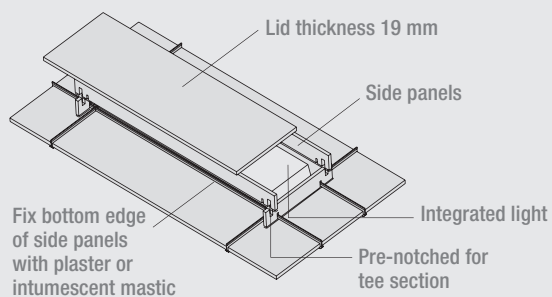
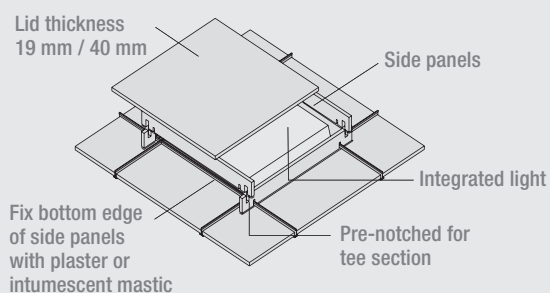
## Exposed System

## Wall angle

Grid sizes in mm			8	7	600 x 600	625 x 625	600 x 1200	625 x 1250	300 x 1200	312.5 x 1250	400 x 1200
			Y	X							
AMF-Mineral ceiling panels	1	pcs	2.78	2.56	1.39	1.28	2.78	2.56	2.09		
Main runner UNI PH T24/38-3750	2	lin.m	-	0.80	-	0.80	-	0.80	-		
Main runner UNI PH T24/38-3600	2	lin.m	0.84	-	0.84	-	0.84	-	0.84		
PQ T24/38-1200 or 1250 cross tee	3	lin.m	1.67	1.60	1.67	1.60	3.34	3.20	2.50		
Hold down clip (optional) for fire protection requirements	11	pcs	5.56	5.12	2.78	2.56	5.56	5.12	4.16		
PQ T24/38-600 ou 625 cross tee	4	lin.m	0.84	0.80	-	-	-	-	-		
RWL edge trim or RWU edge runner for metal	5	lin.m	0.60	0.60	0.60	0.60	0.60	0.60	0.60		
SoS hanger or alternatives	6	pcs	0.67	0.67	0.67	0.67	0.67	0.67	0.67		
Distance between hangers	9	m	1.25	1.20	1.25	1.20	1.25	1.20	1.25		
Distance between main runners	10	m	1.20	1.25	1.20	1.25	1.20	1.25	1.20		

## Fire Resistant Light-Boxes to protect light fittings

Grid: 600 x 600 mm / 625 x 625 mm / 1200 x 600 mm  
 300 x 1200 mm / 312.5 x 1250 mm  
 Panel thickness: 19 or 40 mm  
 Height: 100 mm or 80 mm, respectively  
 Further sizes and heights are available on request.




## Fire Resistant Light Box

## Hangers



## SYSTEM **F** FREE SPAN SYSTEM



System F is a free span ceiling system that is ideal for corridors. Ceiling planks are supported on their short edges by perimeter trim and can span up to 2500 mm. The finished ceiling has a smooth, monolithic appearance and is easy to install and maintain. Depending on the type of construction required the planks can be demountable, allowing full access to the ceiling void; or non-accessible.

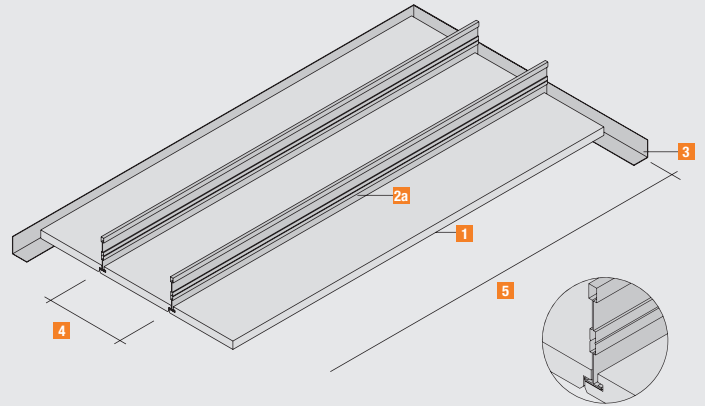
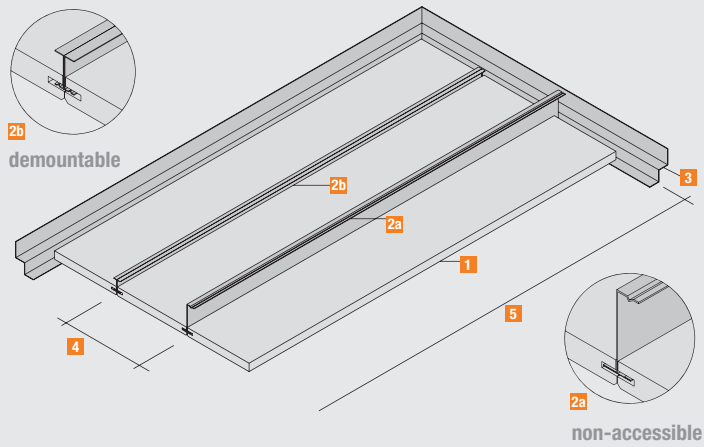
### FACE PATTERNS

#### THERMATEX

- Plain
- Fine Stratos
- Fine Stratos micro
- Star
- Mercure
- Fine Fresko-Saturn
- Fresko

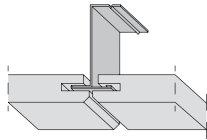
See page 80 for illustrations





### Edge Details

#### non-accessible



Z section, long edge concealed GN

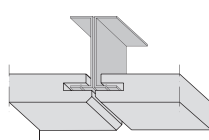


Short edge square SK



Short edge recessed VT

#### demountable



Alternative: C section, long edge concealed GN

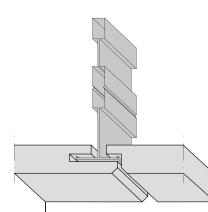


Short edge square SK



Short edge recessed VT

### Edge Details



T section, long edge shiplap AW



Short edge square SK



Short edge recessed VT

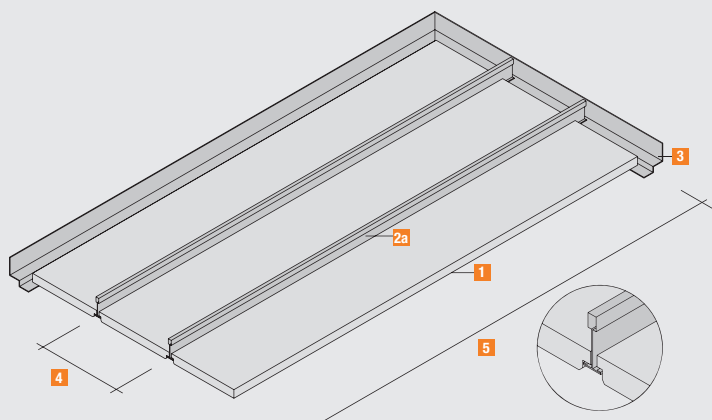
**Long edge concealed GN / short edge square SK or recessed VT demountable / non-accessible**

**Long edge shiplap AW / short edge square SK or recessed VT demountable**

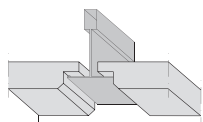
Grid size in mm		y	x											
			300 x 1600	300 x 1800	300 x 2000	300 x 2500	312.5 x 1600	312.5 x 1800	312.5 x 2000	312.5 x 2500	400 x 1600	400 x 1800	400 x 2000	400 x 2500
AMF-Mineral panel	1	pcs	2.08	2.00	1.85	1.78	1.67	1.60	1.34	1.28	1.56	1.39	1.25	1.00
Main runner PQT and PQZ for types F1, F2, F3	2a	lin.m	3.34	3.20	3.34	3.20	3.34	3.20	3.34	3.20	2.50	2.50	2.50	2.50
Alternative main runner PQU for type F1	2b	lin.m	6.68	6.40	6.68	6.40	6.68	6.40	6.68	6.40	5.00	5.00	5.00	5.00
Wall angle	3	lin.m	1.46	1.30	1.17	0.93	1.43	1.27	1.13	0.91	1.41	1.25	1.13	0.90

To choose the correct long edge section for the panel size, please consult the profile span table.  
The table is applicable to construction types F1 to F3.

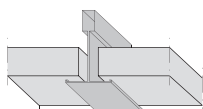
## Free Span Type F3



### Edge Details



T section, long edge recessed VT



T section, long edge square SK



Short edge square SK

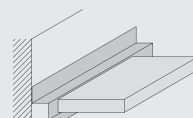


Short edge recessed VT

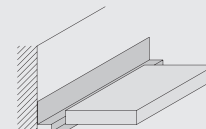


Short edge square SK

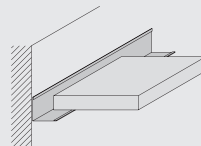
## Accessories



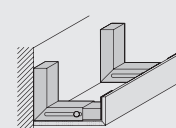
SRW  
42 x 20 x 23 x 24 mm



SRW  
25 x 15 x 10 x 15 mm

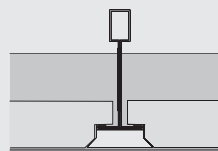


RWL  
31 x 31 mm



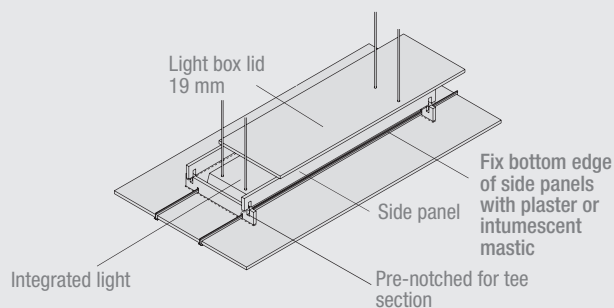
AMF - Wall angle

For type F3



Filler piece FUE - 15 / 24

Fire-resistant light box for integrated luminaires.  
Test reports should be followed. Light fittings to be independently suspended.



## Long edge recessed VT or square SK / short edge recessed VT or square SK demountable

## Wall angle / Filler piece / Fire-Resistant Light Box

	Tile width (mm)					300		312.5		400	
	Tile thickness (mm)					15	19	15	19	15	19
	Profile	Height	Thickness	Weight (kg/lin.m.)		max.span (mm)		max.span (mm)		max.span (mm)	
Type 1	PQU 12 / 38		38	1.0	0.42	2000	1800	2000	1800	1800	1600
	PQU 10/50/17		50	0.6	0.37	2400	2300	2400	2300	2300	2200
Type 2	PQZ 19 / 50		50	0.5	0.46	2100	2000	2100	2000	1900	1800
	PQZ 19 / 70		70	0.5	0.56	2500	2300	2300	2200	2300	2200
Type 3	PQT 24 / 38		38	0.4	0.35	1800	1700	1800	1700	1700	1600
	PQT 75 / 24		75	0.5	0.75	2500	2500	2500	2500	2500	2500
Perimeter trim		Thickness	Suitable for spanning up to:			Shadow trim		Thickness	Suitable for spanning up to:		
RW 31 / 31		1.0 mm	2500 mm			SRW 25 / 15 / 10 / 15		1.0 mm	15 mm mineral plank 2000 mm 19 mm mineral plank 1800 mm Kombimetall 1400 mm		
RW 40 / 30		1.0 mm	2500 mm			SRW 20 / 20 / 20 / 20		0.7 mm			
						SRW 42 / 20 / 23 / 24		1.5 mm	2500 mm		

# SYSTEM I BANDRASTER SYSTEM



By using Bandraster grid System I offers parallel suspension sections that can be adapted to the architecture of the building. Lightweight partitions can be installed under the Bandraster sections. Lateral bracing is achieved with either exposed or concealed sections. Ceiling planks can be made either demountable or non-accessible.

## FACE PATTERNS

### THERMATEX

- Plain
- Fine Stratos
- Fine Stratos micro
- Star
- Mercure
- Fine Fresko-Saturn
- Fresko

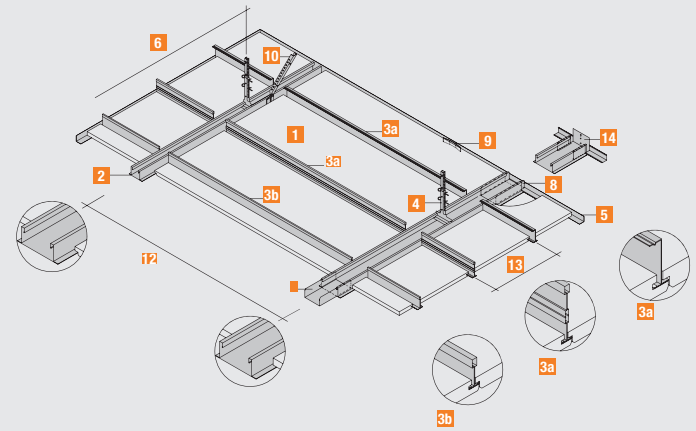
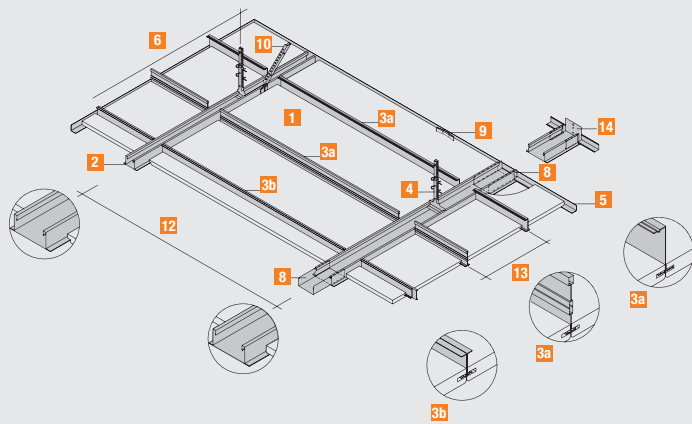
See page 80 for illustrations





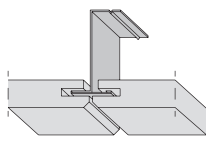
# SYSTEM I Parallel Bandraster Construction Type I1

# Parallel Bandraster Construction Type I2



## Edge Details

non-accessible

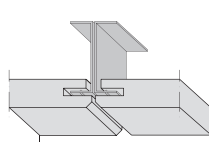


Z section,  
long edge concealed GN



Short edge  
square SK      Short edge  
recessed VT

demountable



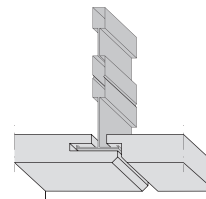
C section,  
long edge concealed GN



Short edge  
square SK      Short edge  
recessed VT

**Long edge concealed GN / short edge square SK or recessed VT demountable / non-accessible**

## Edge Details



T section,  
long edge shiplap AW



Short edge  
square SK



Short edge  
recessed VT

**Long edge shiplap AW / short edge square SK or recessed VT demountable**

Grid size mm			12	y	300 x 1800	300 x 2000	300 x 2500	312.5 x 1800	312.5 x 2000	312.5 x 2500	400 x 2000	400 x 2500
			13	x								
AMF Mineral panel	1	pcs			1.85	1.67	1.33	1.78	1.60	1.28	1.25	1.00
PH Bandraster 24 / 35 / 50 / 100 / 150	2	lin.m.			0.56	0.50	0.40	0.56	0.50	0.40	0.50	0.40
PQT / Z cross tee (one piece)	3a	lin.m.			3.33	3.33	3.33	3.20	3.20	3.20	2.50	2.50
PQU two part cross tee	3b	lin.m.			6.67	6.67	6.67	6.40	6.40	6.40	5.00	5.00
Nonius hanger or alternative	4	pcs			0.67	0.67	0.67	0.67	0.67	0.67	0.67	0.67
RWL perimeter trim	5	lin.m.			0.60	0.60	0.60	0.60	0.60	0.60	0.60	0.60
RF perimeter wedge	9	pcs			0.25	0.25	0.25	0.25	0.25	0.25	0.25	0.25
Distance of suspension to DIN 18168	6	m			0.83	0.75	0.60	0.83	0.75	0.60	0.75	0.60
Main runner centres	12	mm			1800	2000	2500	1800	2000	2500	2000	2500
Tile width	13	mm			300	300	300	312.5	312.5	312.5	400	400
<b>options (depending on types of suspension and systems)</b>												
Spacer bar DI	7	pcs			0.50	0.50	0.50	0.50	0.50	0.50	0.56	0.56
PRB Bandraster wall fixing	14	pcs			0.24	0.14	0.12	0.23	0.14	0.12	0.14	0.12
Nonius angled hanger	10	pcs			0.28	0.20	0.16	0.27	0.20	0.16	0.20	0.16
PHV Bandraster connector	8	pcs			0.24	0.14	0.12	0.23	0.14	0.12	0.14	0.12

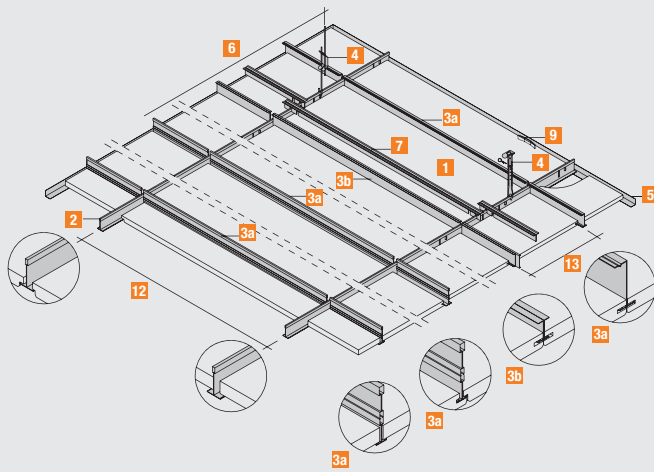
To choose the correct long edge section for the panel size, please consult the table above. If the Nonius hangers are used, 2 no. Sti security pins are required for hanger.

The table is applicable to construction types I1 to I3.

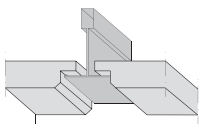
SK: square edge, VT: recessed, GN: concealed, AW: shiplap. For installation guidelines please see page 48 - 49.

For further tile sizes please see the price list. Additional accessories are also itemised in the price list.

## Parallel Bandrastr Construction Type I3



### Edge Details



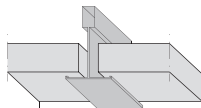
T section,  
long edge recessed VT



Short edge  
square SK



Short edge  
recessed VT

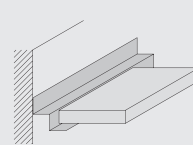


T section,  
long edge square SK

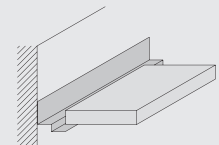


Short edge  
square SK

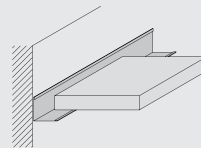
## Accessories



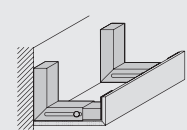
SRW  
42 x 20 x 23 x 24 mm



SRW  
25 x 15 x 10 x 15 mm

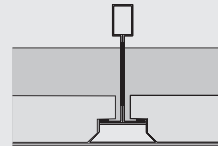


RWL  
31 x 31 mm



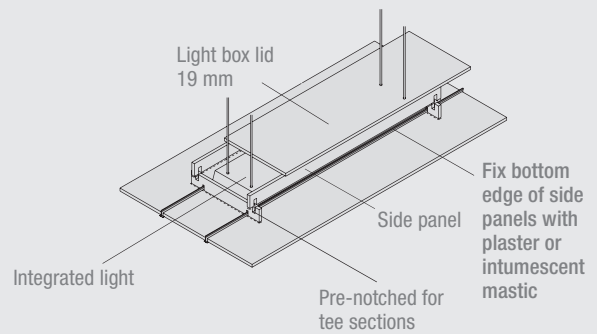
AMF - Wall angle

For Type I 3 edge detail VT



Filler pieces  
FUE - 15 / 24

Fire-resistant light box for integrated luminaires. Test reports should be followed. Light fittings to be independently suspended.



Long edge shiplap AW or concealed GN or square SK or recessed VT, short edge square SK / demountable / non-accessible

Wall angle / Filler piece /  
Fire-Resistant Light Box



# SYSTEM **A** CONCEALED SYSTEM



System A creates a smooth monolithic appearance that is achieved by concealing the metal suspension components. Ceiling tiles can be either demountable or non-accessible depending on requirements.

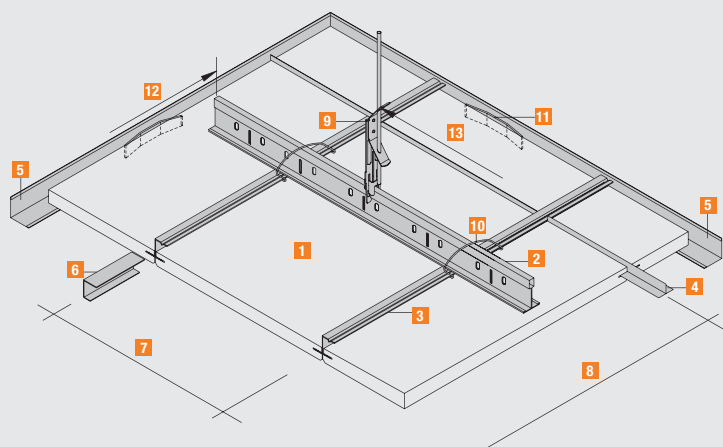
## FACE PATTERNS

### THERMATEX

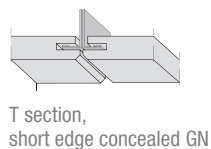
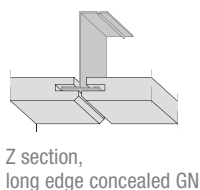
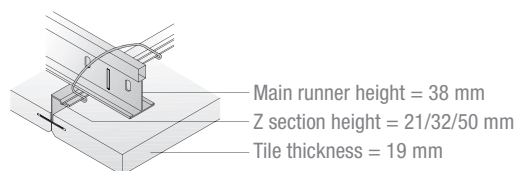
- Plain
- Fine Stratos
- Fine Stratos micro
- Star
- Mercure

See page 80 for illustrations



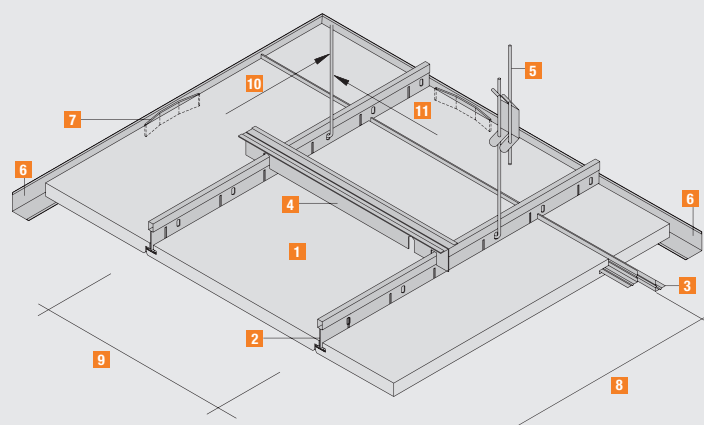


### Edge Details

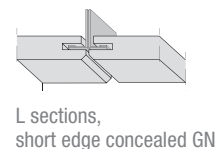
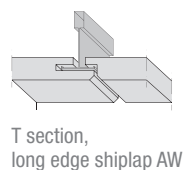
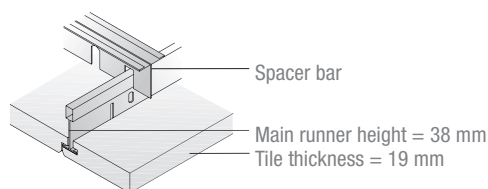


### Edge GN/GN non-accessible

Grid size in mm	8 y	7 x	600 x 600	625 x 625	300 x 1200	312.5 x 1250
AMF-Mineral panel	1 pcs		2.78	2.56	2.78	2.56
Main runner PH 375	2 lin.m		0.80	0.80	0.80	0.80
Z section PHZ 400	3 lin.m		1.67	1.60	3.34	3.20
T profile PQT 600 or 625	4 pcs		2.78	2.56	-	-
Spline PQF 300 or 312.5 wedge	pcs		-	-	2.78	2.56
Z connector PH 400	6 pcs		0.42	0.40	0.84	0.80
Adjustable hanger BS 10	9 pcs		0.67	0.67	0.67	0.67
Wire clip UKTL	10 pcs		1.38	1.34	2.78	2.67
Perimeter trim RWL	5 lin.m		0.60	0.60	0.60	0.60
Perimeter wedge RF	11 pcs		0.60	0.60	0.60	0.60
Main runner centres	12 m		1.20	1.20	1.20	1.20
Suspension distance max.	13 m		1.20	1.25	1.20	1.25



### Edge Details

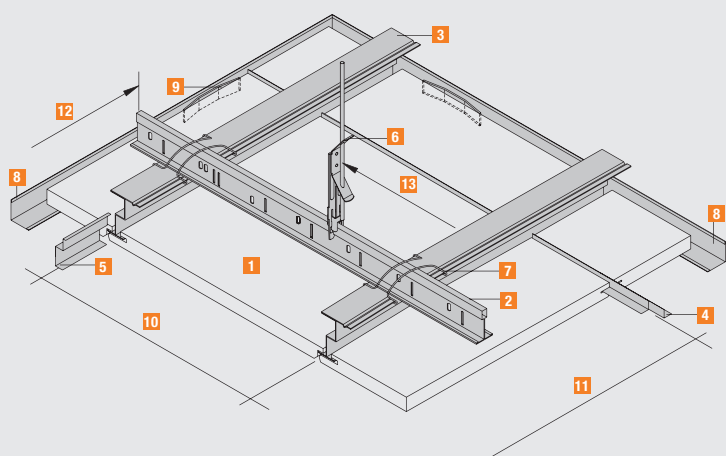


### Edge AW/GN demountable

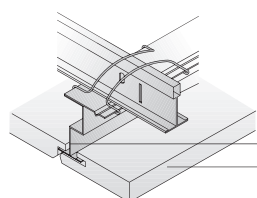
Grid size in mm	8 y	9 x	600 x 600	625 x 625	300 x 1200	312.5 x 1250
AMF-Mineral panel	1 pcs		2.78	2.56	2.78	2.56
Main runner PH 375	2 lin.m		1.67	1.60	3.34	3.20
L sections PQL 600 / 625 or PQL 300 / 312.5	3 lin.m		3.34	3.20	1.67	1.60
Spacer bar DI 600 / 625 or 300 / 312.5 *	4 pcs		1.39	1.28	1.39	1.28
Adjustable hanger SoS or SoH	5 pcs		1.34	1.28	2.67	2.56
Perimeter trim RWL	6 lin.m		0.60	0.60	0.60	0.60
Perimeter wedge RF	7 pcs		0.60	0.60	0.60	0.60
Suspension distance is	10 dependent on module size and construction					
Main runner centres	11 m		0.60	0.625	0.60	0.625

\*Spacer bar every 2 tiles

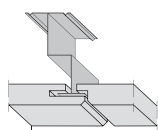
## Concealed Grid Construction Type A3



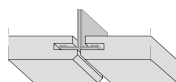
### Edge Details



Deep offset Z section 57 mm  
Tile thickness = 19 mm

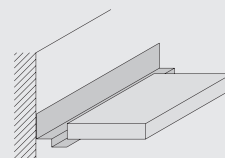
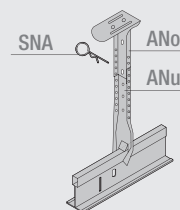
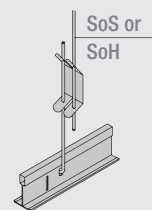
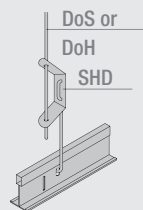


Deep offset Z section,  
long edge shiplap AW

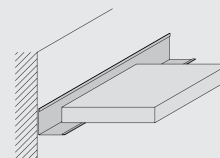


L section,  
short edge concealed GN

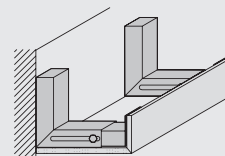
## Accessories



SRW  
25 x 15 x 10 x 15 mm



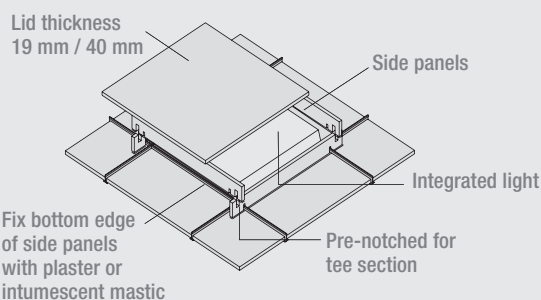
RWL  
24 x 24 mm



AMF - Wall angle

### Fire-resistant light box for integrated luminaires.

Grid: 600 x 600 mm / 625 x 625 mm / 300 x 1200 mm / 312.5 x 1250 mm  
Panel thickness: 19 mm  
Height: 100 mm  
Further sizes and heights are available on request.



Fix bottom edge  
of side panels  
with plaster or  
intumescent mastic

## Suspension / Wall angle / Fire-Resistant Light Box

## Edge AW/GN demountable

Grid size in mm		11 y	10 x	600 x 600	625 x 625	300 x 1200	312.5 x 1250
AMF-Mineral ceiling panel	1 pcs	2.78	2.56	2.78	2.56		
Main runner PH 375	2 lin.m	0.84	0.84	0.84	0.84		
Deep offset Z section ZP	3 lin.m	1.67	1.60	3.34	3.20		
L section PQL 600 / 625 or PQL 300 / 312,5	4 lin.m	3.34	3.20	1.67	1.60		
Z connector ZPV	5 pcs	0.42	0.40	0.84	0.80		
Adjustable hanger BS 10	6 pcs	0.67	0.67	0.67	0.67		
Wire clip UKTL	7 pcs	2.78	2.67	5.56	5.34		
Perimeter trim RWL	8 lin.m	0.60	0.60	0.60	0.60		
Perimeter wedge RF	9 pcs	0.60	0.60	0.60	0.60		
Main runner centres	12 m	1.20	1.20	1.20	1.20		
Suspension distance at max.	13 m	1.20	1.25	1.20	1.25		





## ■ DRAFT SPECIFICATIONS AND TECHNICAL INFORMATION

For copies of draft specifications please

telephone +49 (0) 1805 - 54 22 00,  
fax +49 (0) 1805 - 54 22 55,  
email [ATE@amf-grafenau.de](mailto:ATE@amf-grafenau.de)

Full technical information, assessments,  
test reports, samples etc. are available  
on request.

We recommend you consult AMF staff for  
all AMF systems subject to authoritative  
approval.

## ■ MATERIAL CALCULATION

Note: Material Calculations

The specified quantities are guideline figures  
only excluding wastage. Variable amounts  
will be required for different room sizes.  
Any additional weight from light fittings,  
insulation etc. must also be calculated.


The depth and thickness of the main runners  
and wall angles are dependent on the span,  
panel thickness and panel size.  
Contact the technical department for further  
information.

## ■ INSTALLATION GUIDELINES

Installation should not start until the building is  
weathertight with windows glazed, all wet trades  
completed and dried out and the building suitably  
heated. AMF Ceiling Panels are intended for  
interior use within a temperature range of 15-30  
degrees C. All warranties are as per our Conditions  
of Sale.

■ PLEASE ASK FOR FREE AMF  
INSTALLATION GUIDELINES.





## ■ IMPORTANT ADVICE

Due to reproduction processes colours shown in this catalogue may differ from the actual product colour.

Product selection should always be made from AMF samples. All details and technical information stated in this brochure or other publicity material referring to AMF ceiling systems are based on test reports obtained under laboratory conditions. All system details conform with current technology and are based on the use and compatibility of AMF products and system components used in both internal and external tests.

AMF accepts no liability or responsibility for use of third party components, or for any variations to conditions stipulated in test data.

We recommend not to mix production batches on jobs.

All technical data is subject to change without prior notice and is governed by AMF Terms and Conditions of Sale.

This catalogue supersedes all previous editions.

Errors and omissions excepted.

Printing errors excepted.

# AMF PROJECTS

GERMANY




## SIEMENS TMC, ERLANGEN

Project

AMF-Product

Size

- Siemens TMC, Erlangen, Germany
- System I / THERMATEX Acoustic / AW / SK
- 2,500 m<sup>2</sup>




## GERMANY



### ADIDAS BRAND CENTER, HERZOGENAURACH

Project	Adidas Brand Center, Herzogenaurach, Germany
Architect	Querkraft, Vienna
AMF-Product	System I / THERMATEX Acoustic / AW / SK
Size	5,000 m <sup>2</sup>



# AMF PROJECTS

## BELGIUM



## EUROBLOC II, BRUSSELS

Project	■ Eurobloc II, Brussels, Belgium
Architect	■ L'Atelier S.A., Brussels
AMF-Product	■ System I / THERMATEX Fine Stratos micro / AW / SK
Size	■ 71,000 m <sup>2</sup>



## AUSTRIA



## ERDBERGERLÄNDE, VIENNA

Project	■ Erdbergerlände, Vienna, Austria
AMF-Product	■ System C / THERMATEX Star / SK
Size	■ 18,500 m <sup>2</sup>

# AMF PROJECTS

## FRANCE



## LE DELAGE, GENEVILLIERS

Project	■ Le Delage, Genevilliers, France
Architect	■ Conceptua, Paris
AMF-Product	■ System C / THERMATEX Acoustic / VT-S15F System I / THERMATEX Kombimetall / AW/SK
Size	■ 38,000 m <sup>2</sup>

## UNITED KINGDOM



## FOREST HILL SCHOOL, LONDON

### Project


■ Forest Hill School, London, United Kingdom

### AMF-Product

■ System C / THERMATEX Fine Stratos micro /  
THERMATEX Thermofon / THERMATEX Alpha / SK / VT-24 / 600 x 600 mm

### Size

■ 10,000 m<sup>2</sup>



# AMF PROJECTS

## DUBAI



### DUBAI AIRPORT (DAFZA), DUBAI

Project	■ Dubai Airport Free Zone Authorities (DAFZA), Dubai
AMF-Product	■ System C / THERMATEx Acoustic / VT-15 / 600 x 600 mm
Size	■ 10,000 m <sup>2</sup>





## POLAND



### SHOPPING CENTRE GALERIA KRAKOWSKA, KRAKOW

Project	Shopping Centre Galeria Krakowska, Krakow, Poland
Architect	IMB Asymetria, Krakow
AMF-Product	System C / THERMATEX Fine Stratos / SK
Size	10,000 m <sup>2</sup>

# AMF PROJECTS

## HUNGARY



## VERTES CENTER, TATABÁNYA

Project	Vertes Center, Tatabánya, Hungary
AMF-Product	System C / THERMATEX Star / SK
Size	2,350 m <sup>2</sup>

## RUSSIA



## SHOPPING CENTRE / CINEMA MEGA, MOSKOW

Project	Shopping Centre / Cinema MEGA, Moscow, Russia
AMF-Product	System C / THERMATEX Thermofon / SK
Size	4,000 m <sup>2</sup>



# SERVICE



## Advice and planning

AMF supports you in the planning phase for a project through:

- Sales offices world-wide with trained technical staff to give individual advice
- Expert advice either by telephone or on site.
- Assistance with complex questions through an office located near you or through the parent company in Grafenau.
- Design and installation proposals with the appropriate calculations.



## Product development and support

We define service as starting before the order is placed and finishing once the ceiling has been successfully installed.

- Development of new products in cooperation with customers and with a creative network of system partners, test institutes and in-house development team.
- Monitoring of the despatch of goods from the factory to their punctual arrival.
- Support for complex projects from our sales managers



## Training

On-going product improvements and new developments create the need for training. In the new AMF FORUM we offer:

- Fire protection and acoustics seminars for architects
- Training for contractors and technicians
- Workshops for government bodies

Additional training takes place locally and abroad.



## Information / Internet


Answers to many technical problems and creative proposals can be found on our website

**[www.amfceilings.com](http://www.amfceilings.com)**

You can find all documents as pdf-files under the literature section

- Product folders for the complete product range
- Architectural file with all catalogues and technical data
- Price list for the complete product range
- Technical documents
- Test certificates for different countries
- Sample boxes
- CD-ROM with draft specifications

# QUALITY STANDARDS



## CE marking



The abbreviation stands for European Conformity and CE marking harmonises individual country regulations and technical norms. Within the European domestic market trade restraints are diminished and a mutual acceptance of universal guidelines by member states.

The fundamental requirements for these guidelines are health (for example, asbestos and formaldehyde content); security (for example, fire protection, corrosion resistance, humidity stability); and protection of both property and the environment.

The main criteria for the CE marking of ceiling products and ceiling systems are the Construction Products Directive 89/106/EEC and European Standard EN 13964.



## Quality assurance as per ISO 9001



## RAL - seal of approval




Product quality has always been central for AMF. To reach even higher standards the decision was taken in 1996 to introduce a Quality Management System in accordance with ISO 9001, certification being provided by an external testing authority.

The aim of product quality improvement was to increase customer satisfaction. Quality management means AMF can enhance the effectiveness of its production processes, personnel interfaces and operational management.



The RAL Seal of Approval guarantees the quality and safety of mineral wool products. Materials with the RAL designation are strictly tested, independently monitored and subject to in-depth research. The RAL Seal guarantees adherence to both European and German guidelines and regulations for bio-soluble mineral wool fibres.

# ENVIRONMENT AND RECYCLING



## Environmental safety standard ISO 14001



In 2002 the decision was made to increase the scope for our Quality Management certification and to adopt ISO 14001, the standard governing the management of environmental systems.


The location of AMF in the natural surrounding of the Bavarian Forest commits the company to environmental improvement. Reductions in emissions, lowering energy consumption and taking positive steps to input environmentally friendly resources are central to AMF. The environmental management system commits the company to comply with - and where possible exceed - applicable legal requirements.

## Blue Angel



The Blue Angel is the first and most well-known eco-label worldwide. Since 1978 it has set the standard for eco-friendly products and services selected by an independent jury in line with defined criteria. The Blue Angel is awarded to companies as kind of a reward for their commitment to environmental protection. They use it to professionally promote their eco-friendly products in the market. The Blue Angel is an ecological beacon showing the consumer the way to the ecologically superior product and promotes environmentally conscious consumption.





## Environment and recycling



Environmental protection starts with the manufacturing process. By selecting the right raw materials we can maximise efficient manufacture of the product for its life cycle. Setting the standard in production procedures and improvements in machinery and technology contribute to crucial reductions in energy use and minimal emissions of pollutants.

The closed production cycle means that water used in the process is recycled several times while dust, off cuts and waste material are reused in the manufacturing operation.

Eliminating unnecessary packaging and reducing waste is a vital part of the business. To reduce pollution as much as possible, AMF uses only untreated wood for making pallets, waste paper for cardboard packing and pure PE foil for shrink-wrapping.

In spite of the product's long life cycle AMF tiles are able to be recycled. Printing on the back of the tile ensures that the raw materials used can be identified.

# TECHNICAL TERMS



## Acoustics

Correct room acoustics comprise of two key issues: sound insulation and sound absorption.

### Sound absorption

Sound absorption is defined as the loss of sound energy when striking the perimeter surfaces of a room or objects within that space. This loss is primarily due to conversion of the sound energy into heat and partly through transmission.

### Sound Insulation

Sound insulation is a general term describing the ability of a structure to impede the transmission of sound energy from one space to another. Between internal rooms the sound attenuation is measured as the weighted normalised level difference  $D_{n,c,w}$ .

An overview of the acoustic values of our classic ceiling systems can be found on pages 68 and 69.




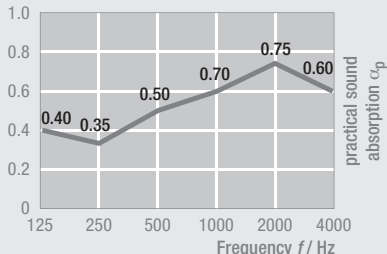


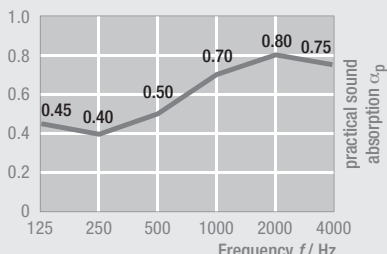
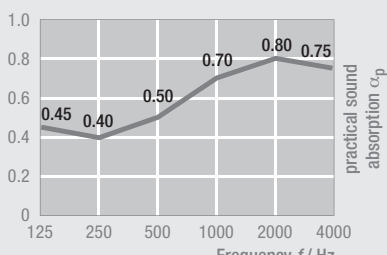
## Fire protection

To safeguard both people and property AMF Ceiling systems are tested to international standards including BS 476: Parts 20 to 23. Ceilings are tested as independent membranes as well as under floors and structural ceilings. Fittings such as luminaires and loudspeakers are incorporated within the test procedure. Depending on the type of test AMF ceilings can reach up to 120 minutes fire protection.

We have put a list of the most important test results for our classic ceiling systems on pages 70 and 71.

# ACOUSTIC VALUES

Product		thickness in mm	$D_{n,c,w}$ (BS EN 20140-9)	$\alpha_{av}$ (ISO 11654)	$NRC$ (ASTM C 423)	Suspension height in mm	Sound Absorption class (ISO 11654)	Sound Absorption
Plain THERMATEX surfaces								
	Schlicht	15.0	34	0.10 (L)	0.10	200	n.k.	
	Fine Stratos	15.0	34	0.10 (L)	0.15	200	n.k.	
	Laguna	15.0	34	0.10 (L)	0.10	200	n.k.	
Textured and micro perforated THERMATEX surfaces								
	Fine Stratos micro	15.0	34	0.60	0.55	200	C	
	Laguna micro	15.0	34	0.60	0.60	200	C	
	Star	15.0	34	0.60	0.60	400	C	

Product		thickness in mm	$D_{n,c,w}$ (BS EN 20140-9)	$\alpha_w$ (ISO 11654)	$NRC$ (ASTM C 423)	Suspension height in mm	Sound Absorption class (ISO 11654)	Sound Absorption
Textured and micro perforated THERMATEX surfaces								
	Pinhole	15.0	34	0.55	0.60	200	D	
Fissured THERMATEX surfaces								
	Mercure	15.0	34	0.60	0.60	400	C	
	Fine Fresko-Saturn	15.0	34	0.60 (H)	0.60	200	C	
	Fresko	15.0	34	0.60 (H)	0.60	200	C	

# FIRE PROTECTION: BRITISH STANDARDS

British Standards and British Building Regulations set out requirements for the fire behaviour of building materials in accordance with the following main criteria:

- Reaction to Fire
- Structural Fire Protection
- Special Fire Resistant Elements

Fire Protection includes passive and active measures. Passive fire control provisions are specified to enable the building to withstand a fire for a given time period. The levels of passive fire control depend on both reaction to fire and structural fire protection.

AMF ceiling tiles provide a high standard of fire protection within buildings. This performance is both in control of the development and spread of fire as well as structural fire resistance. AMF ceiling tiles have been tested in accordance with different parts of BS476 and national fire regulations of other European countries.

## FIRE PROTECTION TO MEZZANINE FLOOR ASSEMBLY

A mezzanine floor assembly protected by AMF THERMATEX mineral ceiling tiles in a fire-rated exposed grid system was subjected to a fire resistance test in accordance with BS476:Part 21, Clause 7. The specimen satisfied the performance criteria for the following periods:

Loadbearing capacity:	Integrity:	Insulation:
90 minutes	89 minutes	89 minutes
Warrington Fire Research Centre Report No. 102642 dated 20 July 1998		

- AMF THERMATEX mineral wool ceiling tiles size 600 x 600 x 15 mm with a square (SK) edge detail were used in the test.
- The AMF ceiling was suspended 350 mm below the underside of the chipboard flooring panels and 150 mm below the underside of the supporting mild steel joists.
- All tiles were installed in the fire-rated exposed grid system without hold-down clips.
- AMF fire-rated grid was installed with main runners at 1200 mm centres which were then generally suspended from the steel joists at 1200 mm centres.
- A 600 x 600 mm light fitting was incorporated into the ceiling and protected by an AMF FIRE-RESISTANT LIGHT BOX.
- Warrington Fire Research Centre Report No. C120024 provides assessments for the use of AMF recessed (VT) edge detail tiles to give 60 minutes fire protection to the mezzanine floor assembly.

## FIRE PROTECTION TO TIMBER FLOOR ASSEMBLY

A timber floor assembly protected by AMF THERMATEX mineral ceiling subjected to a fire resistance test in accordance with BS 476: Part 21: Clause 7. The specimen satisfied the performance criteria for the following periods:

Loadbearing capacity:	Integrity:	Insulation:
72 minutes	72 minutes	72 minutes
Warrington Fire Research Centre Report No.117523 dated 16 July 2001		

- The timber floor assembly comprised 19 mm thick softwood floor boards with a 3 mm hardboard covering nailed to softwood joists size 225 x 47 mm.
- The ceiling tiles used were AMF THERMATEX mineral wool size 600 x 600 x 15 mm with a recessed edge (VT) detail.
- All tiles were installed in the fire-rated exposed grid system without hold-down clips.
- The fire-rated grid was installed with main runners at 1200 mm centres which were then generally suspended from the timber joists at 1200 mm centres.
- A 600 x 600 mm light fitting was incorporated into the ceiling and protected by an AMF FIRE-RESISTANT LIGHT BOX.

## SURFACE DESIGNS


The AMF THERMATEX range of mineral wool ceiling tiles offers a wide choice of face patterns and designs. All provide 60 minutes fire protection to mezzanine floors, timber joists and steel beams in accordance with BS476:Parts 20 to 23.

### IMPORTANT

The test results stated above relate only to the specimen tested. Installation must be carried out in accordance with the test report data, as any variation from these conditions may affect the fire protection capabilities of the ceiling system. For comprehensive description of tests and test specimens, reference must be made to the appropriate full document.



Plain



Fine Stratos micro



Laguna micro




Star




Pinhole



Mercure



Fine Fresko-Saturn



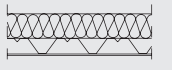
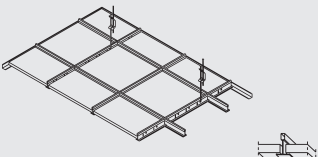
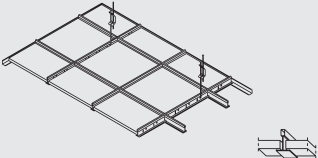
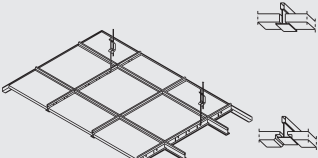
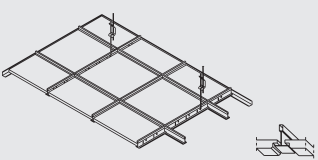
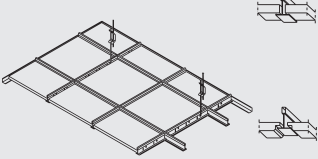


Fresko



Thermaclean S -white

# FIRE PROTECTION: BRITISH STANDARDS

		Soffit type to British Standard 476			AMF panels			Test certificate	
		<div>I</div> 	<div>II</div> 	<div>III</div> 	Reaction to Fire	Thickness	Ceiling grid size	Test Report No. Copies of test reports are available from AMF technical department on Tel: +44 (0) 20 88 92 32 16 or +49 (0) 8552-422 53	
		Timber joists BS476:Part21:Clause7	Steel beams BS476:Part23	Mezzanine floor BS476:Part21:Clause7					
System diagram		Fire resistance class				mm	mm		
SYSTEM C - exposed grid									
			90 min		Class 0 / A2-s1,d0	19	600 x 1200	WFR. NO 55481 BS 476: Part 23.	
			90 min			19			
SYSTEM C - exposed grid									
		60 min		60 min	Class 0 / A2-s1,d0	15	1200 x 600 600 x 600	WFR. NO C120024+ 102642 BS 476: Part 21: Clause 7.	
		60 min		60 min		15			
SYSTEM C - exposed grid									
			60 min		Class 0 / A2-s1,d0	15	600 x 1200	WFR. NO C120025 BS 476: Part 23.	
			60 min			15			
SYSTEM C - exposed grid									
		60 min			Class 0 / A2-s1,d0	15	600 x 600	WFR. NO 117523 BS 476: Part 21: Clause 7.	
		60 min				15			
SYSTEM C - exposed grid									
			60 min		Class 0 / A2-s1,d0	15	600 x 600	WFR. NO 102765 / 107637 BS 476: Part 23.	
			60 min			15			

## KNAUF AMF SALES ORGANISATION

Knauf AMF GmbH & Co. KG  
Postal address: Postfach 1263, D-94476 Grafenau  
Business address: Elsenthal 15, D-94481 Grafenau

### Knauf AMF - Head Office Grafenau

Sales	Code +43
-------	----------

#### Central / Northern Sales Region

(Germany, Austria, Switzerland, Benelux, Scandinavia)

Fritz Schneck	Mobil: (0) 171 - 6 12 95 92
Karl-Heinz Kuhn	Mobil: (0) 171 - 6 12 36 30
Eduard Schönberger	Tel.: (0) 85 52 - 422 26
Roland Biebl	Tel.: (0) 85 52 - 422 14
Thomas Moser	Tel.: (0) 85 52 - 422 78
Sandra Stockinger	Tel.: (0) 85 52 - 422 56
Michael Lentner	Tel.: (0) 85 52 - 422 925
Anja Gutmöhl	Tel.: (0) 85 52 - 422 972

#### Western Sales Region

(Western Europe, America, Middle East, Africa)

Georg Laudi	Tel.: (0) 85 52 - 422 66
Klaus Scholz	Tel.: (0) 85 52 - 422 19
Martin Riedl	Tel.: (0) 85 52 - 422 981
Tamara Eder	Tel.: (0) 85 52 - 422 941
Johanna Hartl	Tel.: (0) 85 52 - 422 901
Martin Zeitner	Tel.: (0) 85 52 - 422 966
Matthias Karlsdorfer	Tel.: (0) 85 52 - 422 920

#### Eastern Sales Region

(East Europe, Far East)

Andreas Riedl	Tel.: (0) 85 52 - 422 17
Christoph Cieply	Tel.: (0) 85 52 - 422 21
Nataliya Eberl-Tsuyk	Tel.: (0) 85 52 - 422 64
Stefan Blöchl	Tel.: (0) 85 52 - 422 73
Karin Urbanek	Tel.: (0) 85 52 - 422 995

#### Sales Region Russia / Northern Asia / China

Sergej Kalina	Tel.: (0) 85 52 - 422 65
Gennadi Marksitzer	Tel.: (0) 85 52 - 422 62

### Marketing / Advertising

Marlene Egginger	Tel.: (0) 85 52 - 422 994
Eva Rosenthaler	Tel.: (0) 85 52 - 422 917

### Consignment / Dispatch

Michael Winter	Tel.: (0) 85 52 - 422 16
Thomas Kliemisch	Tel.: (0) 85 52 - 422 22
Christina Weber	Tel.: (0) 85 52 - 422 902
Erich Fürst	Tel.: (0) 85 52 - 422 957
Stefanie König	Tel.: (0) 85 52 - 422 909

### Product Management / Technical Support

Andreas Schiedeck	Tel.: (0) 85 52 - 422 982
Andreas Niermann	Tel.: (0) 85 52 - 422 977
Wilhelm Holzinger	Tel.: (0) 85 52 - 422 53
Stefan Schmidl	Tel.: (0) 85 52 - 422 74
Markus Mück	Tel.: (0) 85 52 - 422 976

### Internat. Kommunikation/Normenwesen

Alexander Mayer	Tel.: (0) 85 52 - 422 54
-----------------	--------------------------

## Knauf AMF Technical Offices

### Central / Northern Sales

Knauf AMF Germany	Code +49
-------------------	----------

#### Knauf AMF - Hamburg

Lars-Eric Reimer	Tel.: (0) 40 - 38 64 50 10
Wellinsbüttler Weg 38a	Mobil: (0) 171 - 617 30 83
22391 Hamburg	Fax: (0) 40 - 38 64 50 11
	e-mail: reimer.lars@amf-grafenau.de

#### Knauf AMF - Bremen / Oldenburg

Stefan Seehafer	Mobil: (0) 160 - 96 88 73 54
Claus-Immen-Weg 1a	Fax: (0) 91 31 - 5 40 42
27607 Langen	e-mail: seehafer.stefan@amf-grafenau.de

**Knauf AMF - Hannover**  
Antonius Sprenger-Pieper  
Springsweg 2  
33181 Bad Wünnenberg

Tel.: (0) 29 53 - 96 48 55  
Mobil: (0) 170 - 438 59 71  
Fax: (0) 29 53 - 96 48 56  
e-mail: sprenger-pieper.amf@t-online.de

#### Knauf AMF - Berlin

Martin Bierhoff  
Schoriner Weg 17  
14476 Potsdam

Tel.: (0) 3 32 08 - 204 88  
Mobil: (0) 175 - 578 93 84  
Fax: (0) 3 32 08 - 204 82  
e-mail: bierhoff.martin@amf-grafenau.de

#### Knauf AMF - Büro Düsseldorf

Manuel Schons  
Neusser Weg 60  
40474 Düsseldorf

Tel.: (0) 211 - 40 07 67  
Mobil: (0) 171 - 315 45 40  
Fax: (0) 211 - 40 00 32  
e-mail: info@mshschons.de

#### Knauf AMF - Leipzig

Axel List  
Bernhard-Göring-Straße 73  
04275 Leipzig

Tel.: (0) 341 - 3 38 64 57  
Mobil: (0) 171 - 612 03 36  
Fax: (0) 341 - 3 38 64 59  
e-mail: list.amf-o@t-online.de

#### Knauf AMF - Dresden

Lars Streubel  
Gehestraße 1  
01127 Dresden

Tel.: (0) 351 - 2 73 82 50  
Mobil: (0) 171 - 235 83 00  
Fax: (0) 351 - 2 73 82 51  
e-mail: streubel.lars@amf-grafenau.de

#### Knauf AMF - Frankfurt

Fridolin Helfenbein  
Adolf-Amberg-Straße 18  
63579 Freigericht / Neuses

Tel.: (0) 60 55 - 8 38 50  
Mobil: (0) 171 - 612 03 53  
Fax: (0) 60 55 - 8 38 59  
e-mail: helfenbein.amf-w@t-online.de

#### Knauf AMF - Mannheim

Ivo Bährle  
Werderstraße 8  
68775 Ketsch

Tel.: (0) 62 02 - 60 70 388  
Mobil: (0) 171 - 30 22 652  
Fax: (0) 62 02 - 60 50 867  
e-mail: baehrle.ivo@amf-grafenau.de

#### Knauf AMF - Nürnberg

Christian Veith  
Dompaffstraße 4a  
91088 Erlangen - Bubenreuth

Tel.: (0) 91 31 - 5 40 61  
Mobil: (0) 171 - 45 865 77  
Fax: (0) 91 31 - 5 40 42  
e-mail: veith.christian@amf-grafenau.de

#### Knauf AMF - Karlsruhe

Stefan Lemler  
Höllstraße 4  
77694 Kehl

Tel.: (0) 78 51 - 48 14 00  
Mobil: (0) 171 - 613 36 49  
Fax: (0) 78 51 - 48 33 22  
e-mail: lemler.amf-sw@t-online.de

#### Knauf AMF - Stuttgart

Marcus Kaufmann-Bertsche  
Lerchenstr. 16  
72186 Empfingen

Tel.: (0) 74 85 - 98 37 162  
Mobil: (0) 160 - 90 98 6463  
Fax: (0) 74 85 - 98 37 163  
e-mail: kaufmann.marcus@amf-grafenau.de

#### Knauf AMF - München

Bernhard Jahnel  
Barer Straße 32  
80333 München

Tel.: (0) 89 - 28 675 458  
Mobil: (0) 151 - 17 41 05 73  
Fax: (0) 89 - 28 675 789  
e-mail: jahnel.amf@t-online.de

Knauf AMF Austria	Code +43
-------------------	----------

**Norbert Schiffauer**  
Römerweg 4  
A - 3134 Franzhausen

Tel.: (0) 27 83 - 4 41 16  
Mobil: (0) 664 - 344 53 50  
Fax: (0) 27 83 - 4 41 16  
e-mail: schiffauer.amf@aon.at

Knauf AMF Switzerland	Code +49
-----------------------	----------

**Eduard Schönberger**

Tel.: (0) 85 52 - 422 26  
Fax: (0) 85 52 - 422 30

Knauf AMF Belgium / Luxembourg	Code +32
--------------------------------	----------

**Knauf AMF Plafonds bvba**  
Marc Peeters  
Antwerpsesteenweg 124  
B- 2630 Aartselaar/België

Tel.: (0) 3 - 887 85 48  
Mobil: (0) 476 - 22 76 94  
Fax: (0) 3 887 - 95 12  
e-mail: amfplafonds@skynet.be



Knauf AMF Netherlands	Code +31
-----------------------	----------

■ Koen van de Pol  
 Tel.: (0) 13 - 50 30 335  
 Mobil: (0) 6 - 100 35789  
 Postbus 1  
 NL - 5070 AA Udenhout  
 Fax: (0) 13 - 50 30 500  
 e-mail: knauf-amfplafonds@home.nl

Knauf AMF Scandinavia	Code +49
-----------------------	----------

■ Thomas Moser  
 Tel.: (0) 85 52 - 422 78  
 e-mail: moser@amf-grafenau.de

## Sales West

Knauf AMF Italy	Code +39
-----------------	----------

■ Knauf AMF Italia Controsoffitti S.r.l.  
 Tel.: 0 172 - 42 51 69  
 Giorgio Marengo  
 Mobil: 348 - 41 12 099  
 Strada Borgo S. Martino 18/D  
 I - 12042 Bra (CN)  
 Fax: 0 172 - 43 00 57  
 e-mail: info@amf-italia.it

■ Ufficio Promozione e Sviluppo Vendite Nord-Centro  
 Tommaso Di Bernardo  
 Mobil: 340 - 40 01 319  
 e-mail: amf.dibernardo@alice.it

■ Ufficio Italia Nord-Ovest  
 Fabrizio Chiesa  
 Mobil: 340 - 40 01 342  
 e-mail: amf.chiesa@virgilio.it

■ Ufficio Italia Sud e Sicilia  
 Mobil: 348 - 93 44 185

■ Ufficio Italia Centro e Sardegna  
 Massimiliano Cesetti  
 Mobil: 340 - 40 01 312  
 e-mail: amf.cesetti@alice.it

■ Ufficio Italia Triveneto e Romagna  
 Giovanna Toniolo  
 Mobil: 331 - 57 44 314  
 e-mail: amf.toniolo@alice.it

Knauf AMF France	Code +33
------------------	----------

■ Knauf AMF France SARL  
 Plafonds et Systèmes  
 Jean-Christophe Cornu  
 Z.I. Mitry Compans  
 1, rue Becquerel, BP 222  
 F-77292 Mitry Mory Cedex  
 Tel.: (0) 1 - 64 67 60 80  
 Mobil: (0) 6 - 16 31 94 66  
 Fax: (0) 1 - 64 67 60 81  
 e-mail: info@amf-france.fr  
 e-mail: jccornu@amf-france.fr

■ Bureau Sud-Est et Export  
 Développement &  
 Communication  
 Philippe Paillart  
 Tel.: (0) 4 - 90 68 16 00  
 Mobil: (0) 6 - 09 86 04 86  
 Fax: (0) 4 - 90 68 35 22  
 e-mail: ppailart@amf-france.fr

■ Bureau Nord / Normandie  
 Olivier Lecourt  
 Tel.: (0) 3 - 28 20 31 65  
 Mobil: (0) 6 - 08 00 39 13  
 Fax: (0) 3 - 28 20 31 65  
 e-mail: olecourt@amf-france.fr

■ Bureau Est  
 Gilles Lescoffier  
 Tel.: (0) 3 - 83 52 35 38  
 Mobil: (0) 6 - 27 32 21 03  
 Fax: (0) 3 - 83 52 35 38  
 e-mail: glescoffier@amf-france.fr

■ Bureau Ile de France  
 Patrice Cordon  
 Tel.: (0) 1 - 64 42 34 95  
 Mobil: (0) 6 - 15 04 93 18  
 Fax: (0) 1 - 64 42 34 95  
 e-mail: pcordon@amf-france.fr

■ Bureau Sud / Sud-Ouest  
 Pierre Laxalde  
 Tel.: (0) 1 - 64 67 60 80  
 Mobil: (0) 6 - 09 03 89 71  
 Fax: (0) 1 - 64 67 60 81  
 e-mail: plaxalde@amf-france.fr

■ Bureau Ouest / Centre  
 Christian Kernevez  
 Tel.: (0) 2 - 40 25 52 36  
 Mobil: (0) 6 - 24 29 24 61  
 Fax: (0) 2 - 40 25 55 47  
 e-mail: ckernevez@amf-france.fr

■ Prescripteur  
 Stéphane Cavrero  
 Tel.: (0) 1 - 60 25 38 72  
 Mobil: (0) 6 - 34 61 57 19  
 Fax: (0) 1 - 60 25 38 72  
 e-mail: scavrero@amf-france.fr

■ Rhône-Alpes / Auvergne  
 Christophe Alignol  
 Tel.: (0) 4 - 72 07 62 32  
 Mobil: (0) 6 - 16 01 90 51  
 Fax: (0) 4 - 72 07 62 32  
 e-mail: calignol@amf-france.fr

Knauf AMF Greece	Code +30
------------------	----------

■ Knauf AMF Hellas EPE  
 Aggelos Sinodinos  
 Xarilaou Trikoypi 18  
 GR - 10682 Athen  
 Tel.: 210 - 36 156 45  
 Mobil: 697 - 286 9796  
 Fax: 210 - 36 156 45  
 e-mail: asinodinos@amfhellas.gr

Knauf AMF UK	Code +44
--------------	----------

■ Knauf AMF Ceilings Ltd.  
 Peter Harris  
 Thames House,  
 6 Church Street,  
 Twickenham,  
 Middlesex TW1 3NJ  
 Tel.: 020 - 8892 3216  
 Mobil: 07876 - 507198  
 Fax: 020 - 8892 6866  
 e-mail: sales@amfceilings.co.uk

■ Business Development Executive - Midlands  
 Peter Symons  
 Mobil: 07876 025841  
 e-mail: psymons@amfceilings.co.uk

■ Midlands and West of England  
 Alan Davidson  
 Mobil: 07780 970000  
 e-mail: adavidson@amfceilings.co.uk

■ South and East of England  
 Nichola Dalton  
 Mobil: 07789 865837  
 e-mail: ndalton@amfceilings.co.uk

■ North West England  
 Elaine Barker  
 Mobil: (0) 7789 - 007 610  
 e-mail: ebarker@amfceilings.co.uk

■ North East England  
 Jeff Hall  
 Mobil: (0) 7876 - 050 903  
 e-mail: jhall@amfceilings.co.uk

Knauf AMF Spain / Portugal	Code +34
----------------------------	----------

■ Knauf AMF Sistemas de Techos S.L.  
 Luis Cabañero Moreno  
 Gran Via 43, 2º E  
 E - 28013 Madrid  
 Tel.: 91 - 541 34 20  
 Mobil: 609 - 51 29 28  
 Fax: 91 - 542 10 05  
 e-mail: info@amfsistemasdetechos.com

■ Zona Este  
 Fernando Valdivia  
 Mobil: 609 - 70 02 22  
 e-mail: fernando@amfsistemasdetechos.com

■ Zona Centro  
 Daniel López  
 Mobil: 690 - 61 51 56  
 e-mail: daniel@amfsistemasdetechos.com

■ Zona Norte  
 Miguel Fernández  
 Mobil: 609 - 00 66 39  
 e-mail: miguel@amfsistemasdetechos.com

Knauf AMF Middle East	Code +971
-----------------------	-----------

■ Sreejith Panicker  
 Phase 5 East, A Block, Office # 847  
 Dubai Airport Free Zone Authority  
 P.O. Box: 293713, Dubai  
 Tel.: (4) 609 - 1805  
 Mobil: 50 640 71 72  
 Fax: (4) 609 - 1806  
 e-mail: amfceilings@gmail.com

■ Khalid Khatri  
 Mobil: 50 708 57 57  
 e-mail: amfdubai@eim.ae

Knauf AMF Turkey	Code +90
------------------	----------

■ Knauf AMF  
 Asma Tavan Sistemleri Ltd Sti  
 İlhan Yasar  
 Kenedy Cad.  
 TR - 126/ 14 G.O.P Ankara  
 Tel.: 312 426 1709  
 Mobil: 533 430 8768  
 Fax: 312 426 1759  
 e-mail: ilhanyasar@amf-turkiye.com.tr

■ Burak Oncu  
 Mobil: 533 - 332 9195  
 e-mail: burakoncu@amf-turkiye.com.tr

Knauf AMF Iran	Code +98
----------------	----------

■ Knauf AMF  
Saeed Mirali Akbar Tel.: 21 88 55 30 23  
Valiye Asr Str., Nr. 3007 Mobil: 912 - 45 85 301  
Sepehr e Sae Building Fax: 21 88 70 44 26  
8th Floor, Appt. 808 e-mail: s.miraliakbar@amf-iran.com  
Teheran

Knauf AMF Africa	Code +20
------------------	----------

■ East Africa Technical & Sales Support  
Wael El-Gamel Tel.: 22 922 81 23  
Villa no. 86 Andalos Elsherouk Mobil: 1 82 15 35 21  
El-Shourouk City Fax: 22 922 81 23  
Cairo, Egypt e-mail: amfceilingscairobranch@gmail.com

Knauf AMF Brazil	Code +55
------------------	----------

■ Knauf AMF Forros do Brasil Ltda. Tel.: 11 3539 - 3930  
Fábio Miceli Teixeira Mobil: 11 9203 - 6605  
Rua Princesa Isabel, 94 Sala 84 Fax: 11 3539 - 3930  
Brooklin Paulista - e-mail: info@amf-brasil.com.br  
São Paulo-SP  
CEP 04621-000 - Brasil

■ Gerência Região Centro  
Arq. Paula Omizzolo Mobil: 11 9296 - 6461  
e-mail: paula@amf-brasil.com.br

■ Gerência Região Sul  
Rafael Bueno Carvalho Mobil: 11 9286 - 0473  
e-mail: rafael@amf-brasil.com.br

Knauf AMF Northern / South America	Code +49
------------------------------------	----------

■ Georg Laudi Tel.: (0) 85 52 - 422 66  
Mobil: (0) 170 - 89 19 019  
Fax: (0) 85 52 - 422 866  
e-mail: laudi@amf-grafenau.de

## Sales East

Knauf AMF Czech Republic	Code +420
--------------------------	-----------

■ Knauf AMF s.r.o. Tel.: 222 247 413  
Tel.: 266 790 130  
Petr Fitzner Mobil: 602 227 613  
Chlumčanského 5/497 Fax: 222 246 981  
Fax: 266 790 143  
CZ - 180 21 Praha 8 e-mail: amfcz@bon.cz

■ Petra Ostra Mobil: 602 553 930  
e-mail: petra.ostra@amf-cz.cz

■ Büro Morava Tel.: 577 635 145  
Libor Holub Mobil: 602 650 938  
Malenovice 910 Fax: 577 635 145  
CZ - 763 02 Zlín 4 e-mail: amfcz-morava@avonet.cz

Knauf AMF Slovakia	Code +421
--------------------	-----------

■ Knauf AMF s.r.o. Tel.: +420 222 247 413  
Tel.: +420 266 790 130  
Petr Fitzner Mobil: +420 602 227 613  
P.O.BOX 108 Fax: +420 222 246 981  
Fax: +420 266 790 143  
SK - 814 99 Bratislava 1 e-mail: amfsk@amf-sk.sk

■ Libor Holub Mobil: +420 602 650 938

■ Tomáš Surový Tel.: 911 324 267  
e-mail: tomas.surovy@amf-sk.sk

Knauf AMF Poland	Code +48
------------------	----------

■ Knauf AMF Sp.z.o.o.  
Büro Zentral Polen Tel.: (0) 22 - 873 40 58  
Krzysztof Szczepaniak Mobil: (0) 602 592 706  
Al. Jerozolimskie 195b Fax: (0) 22 - 873 40 86  
PL - 02-222 Warszawa e-mail: waw@amf-polska.pl

■ Büro Südost Polen Tel.: (0) 71 - 339 98 98 wew. 324  
Krzysztof Szczepaniak Mobil: (0) 602 592 706  
Wietrzna 10 Fax: (0) 71 - 339 98 98 wew. 324  
PL - 53 - 024 Wrocław e-mail: wro@amf-polska.pl

■ Büro Nord Polen Tel.: (0) 61 811 6858  
Michał Czachor Mobil: (0) 602 575 077  
ul. Polna 1a, Fax: (0) 61 811 6858  
PL-62-001 Gołęczewo/Poznań e-mail: czachor@amf-polska.pl

■ Büro Nordost Polen Tel.: (0) 22 - 873 37 04  
Wojciech Krzyzowski Mobil: (0) 602 551 510  
Al. Jerozolimskie 195 b Fax: (0) 22 - 873 40 86  
02-222 Warszawa e-mail: krzyzowski@amf-polska.pl

Knauf AMF Latvia / Estonia	Code +371
----------------------------	-----------

■ SIA Knauf AMF Tel.: (0) 67 - 81 61 18  
Ivars Šmalcs Mobil: (0) 291 - 32 227  
Dzelzavas iela 120G Fax: (0) 67 - 81 61 18  
Rīga LV - 1021, Latvija e-mail: info@amf-baltikum.lv

Knauf AMF Lithuania	Code +370
---------------------	-----------

■ Knauf AMF SIA Atstovybė Tel.: (0) 37 40 01 84  
Virginijus Šiugžda Mobil: (0) 61 22 12 21  
Taikos pr. 135A Fax: (0) 37 40 01 85  
Kaunas, LT-51130 e-mail: amf\_lietuva@yahoo.com  
Lietuva

Knauf AMF Hungary	Code +36
-------------------	----------

■ Knauf AMF Mineralplatten Kft. Tel.: 1 - 204 53 50  
Miklós Laczka Mobil: 20 - 460 39 02  
László Mohai Mobil: 20 - 264 18 70  
Budafoki út 111. Fax: 1 - 204 53 51  
H - 1117 Budapest e-mail: info@amf-almennyezetek.hu  
e-mail: mohai.laszlo@amf-almennyezetek.hu

Knauf AMF Slovenia / Bosnia	Code +386
-----------------------------	-----------

■ Knauf AMF d.o.o. Tel.: (0) 1 - 75 57 480  
Aleš Gabrovšek Mobil: (0) 41 - 650 443  
Turnovše 44 Fax: (0) 1 - 75 57 485  
SI - 1360 Vrhnika e-mail: gabrovsek@amf-slo.si

Knauf AMF Serbia and Montenegro	Code +381
---------------------------------	-----------

■ Knauf AMF d.o.o. Tel.: (0) 11 - 344 16 13  
Dejan Popović, dig. Mobil: (0) 63 - 634 515  
Bul.kralja Aleksandra 296/I Fax: (0) 11 - 344 16 20  
SRB - 11000 Belgrad e-mail: popovic@amf-yu.co.rs

Knauf AMF Croatia	Code +385
-------------------	-----------

■ Knauf AMF d.o.o.  
Tehnički ured Tel.: (0) 1 - 626 37 89  
Igor Cvek Mobil: (0) 91 - 638 14 22  
Zagrebačka 119 Fax: (0) 1 - 626 37 90  
HR - 10410 Velika Gorica e-mail: amf-zagreb@inet.hr

Knauf AMF Bulgaria / Macedonia	Code +359
--------------------------------	-----------

■ Knauf AMF EOOD Tel.: (0) 2 - 988 71 75 / 76  
Jawor Otaschlijski Mobil: (0) 888 - 21 99 79  
Universitetska Str. 2 Fax: (0) 2 - 96 33 236  
BG - 1164 Sofia e-mail: otaschlijski@amf.bg

■ Roman Batzarov Mobil: (0) 887 - 56 28 57  
e-mail: batzarov@amf.bg

## Knauf AMF Romania / Moldavia Code +40

- **AMF Mineralplatten** Tel.: (0) 21 - 312 86 55  
Trajan-Florin Vujdea Mobil: (0) 744 - 303 600  
Bd. Iancu de Hunedoara Nr. 2, Fax: (0) 21 - 312 86 56  
Bl. H6, Sc.1, e-mail: vujdea@amf.ro  
Etj.2, Ap.8, Sector 1  
RO - 011741 Bukarest
- **Monica Minoiu** Mobil: (0) 745 - 944 611  
e-mail office: minoiu@amf.ro
- **Florian Ilie Dragomir** Tel.: (0) 269 - 233 252  
Str. Miraslaui Nr. 36, Mobil: (0) 745 - 669 942  
SC. A, ET. 4, AP. 17 Fax: (0) 269 - 233 710  
RO - 550357 Sibiu e-mail: dragomir@amf.ro

## Knauf AMF Ukraine Code +380

- **Knauf AMF Verwaltungsgesellschaft mbH**  
Büro Zentral Ukraine Tel.: (0) 44 - 501 9282  
Maria Bokun Mobil: (0) 503 - 111 618  
Garmatna Straße 8 Fax: (0) 44 - 501 9293  
UA - 03067 Kiev e-mail: amf-ukr@i.kiev.ua
- **Yuri Zimin** Mobil: (0) 50 - 331 8687  
e-mail: y\_zimin@ukr.net

## Knauf AMF South East Asia Code +886

- **Hugo Chang** Tel.: 2 87 86 28 68  
3F., No. 407, Sec. 4, Sinyi Rd Mobil: 9 32 15 60 66  
Sinyi District, Fax: 2 87 86 28 66  
Taipei City 11051 e-mail: hugo.chang@amfceilings.com.tw  
Taiwan (R.O.C.)

## Knauf AMF Far East / Asia / Pacific Code +49

- **Andreas Riedl** Tel.: (0) 85 52 - 422 979  
Mobil: (0) 175 - 4 66 21 50  
Fax: (0) 85 52 - 422 30  
e-mail: riedl@amf-grafenau.de

## Knauf AMF India Code +91

- **Knauf AMF India Pvt Ltd.**  
Mumbai Office Tel.: (022) 329 440 32  
B/6 Navkar Chambers Fax: (022) 667 565 85  
Opp S M Centre, A K Road, e-mail: sales@amfceilings.co.in  
Andheri East  
Mumbai - 400 059
- **All India Sales Head**  
Teddy Dsouza Mobil: (0) 9867 1565 64  
e-mail: teddy.dsouza@amfceilings.co.in
- **North & East India**  
Chandra Panchani Mobil: (0) 9818 5851 82  
e-mail: chandra.panchani@amfceilings.co.in
- **South & West India**  
Dipankar Shome Tel.: (080) 329 528 96  
Mobil: (0) 9343 5163 11  
Fax: (080) 411 228 96  
e-mail: dipankar.shome@amfceilings.co.in

## Knauf AMF Australia Code +61

- **Knauf AMF Australien, Neuseeland und Papua Neu Guinea**  
Suite 103, Jones Bay Wharf Tel.: (02) 8198 9900  
Lower Deck, 26-32 Pirrama Road Mobil: (0) 433 305 222  
Pyrmont NSW 2009, Australia Fax: (02) 8198 9911  
e-mail: fabian@amfceilings.com.au

## Sales Russia / Northern Asia / China


### Knauf AMF Russia Code +7

- **000 Knauf AMF** Tel.: 495 - 933 36 54  
Alexey Prokhorov Mobil: (8) 910 - 465 83 58  
Novoaleksejevskaja Str. 21 Geb. 1 Fax: 495 - 933 36 54  
RUS - 129626 Moskau e-mail: amfmoskau@gmail.com
- **Alexander Gnezdilov** Mobil: (8) 916 424 45 04  
e-mail: amfgnezdilov@gmail.com
- **Büro St. Petersburg** Tel.: 812 - 708 49 49  
Evgeni Pavlov Mobil: (8) 911 - 734 74 74  
Fax: 812 - 708 49 49  
e-mail: amf-spb@mail.ru
- **Büro Tjumen** Tel.: 3452 - 37 06 09  
Sergej Rakov Mobil: (8) 912 - 997 22 22  
Fax: 3452 - 37 06 09  
e-mail: amf-tjumenj@mail.ru
- **Büro Rostov-am-Don**  
Oksana Geraschenko Mobil: (8) 988 - 510 33 35  
e-mail: amfrostov@gmail.com


### Knauf AMF China Code +86

- **Knauf AMF Verwaltungsges.mBH**  
Shanghai Office Tel.: 21 62 49 97 87  
Liu Xin Mobil: 1 38 17 69 75 28  
Room 2009, 129 Yan'An West Road Fax: 21 62 49 90 55  
Overseas Chinese Mansion e-mail: amfchina@126.com  
Shanghai 200040.P.R. China


# AMF PROGRAMME




Part 1




Part 2




Part 3



Part 4




Part 5



Part 6

# AMF APPLICATIONS



Part 1

All Programme catalogues can be obtained by sending in the fax reply card or by download from [www.amfceilings.com](http://www.amfceilings.com)



Knauf AMF GmbH & Co. KG  
Elsenthal 15  
D-94481 Grafenau  
Germany

## REPLY CARD

**FAX NO.: +49 (0) 85 52 / 422 - 32**

Please send me information on:

- ☐ Part 1 CEILING SYSTEMS CATALOGUE
- ☐ Part 2 FIRE PROTECTION
- ☐ Part 3 ACOUSTICS
- ☐ Part 4 HEALTH & HYGIENE
- ☐ Part 5 SOUND, LIGHT & E-TECH
- ☐ Part 6 MATERIAL & DESIGN

Please send me information on:

- ☐ EDUCATION

Please send me:

- ☐ AMF PRICE LIST

\_\_\_\_\_  
Name

\_\_\_\_\_  
Position

\_\_\_\_\_  
Company

\_\_\_\_\_  
Address

\_\_\_\_\_  
Town & Post Code

\_\_\_\_\_  
Telephone

\_\_\_\_\_  
E-mail

## Enter the world of ceilings



## WWW.AMFCEILINGS.COM

Are you looking for specific information for your project?

- Education
- Healthcare
- Commercial

Whatever your project - the AMF website will find you a variety of solutions to match your requirements.

Do you need information quickly?

Click **LITERATURE** to gain immediate access to AMF data.

For ongoing projects:

- Test reports
- Draft specifications
- Technical Information, brochures and downloadable data sheets

For cost calculations:

- Material calculators
- Current price lists

We offer you a user-friendly menu, a wide choice of designs and performance options.


For Industry news ■ Latest events, ■ New products, ■ Projects and AMF company information.

■ And if you require further assistance just click on **CONTACT US** to communicate with our local Area Manager.

PRODUCT	AMF PROGRAMME	PRODUCT	AMF PROGRAMME
<b>A</b>		<b>N</b>	
Acoustic Range	Part 3 Acoustics	Net 4/8	Part 6 Material&Design
<b>B</b>		<b>P</b>	
Bandraster System I	Part 1 Ceiling Systems Catalogue	Pinhole	Part 1 Ceiling Systems Catalogue
Beamex System	Part 5 Sound,Light&E-tech	Plain	Part 1 Ceiling Systems Catalogue
<b>C</b>		<b>R</b>	
Cleanactive	Part 4 Health&Hygiene	Ranura	Part 6 Material&Design
Clean Room	Part 4 Health&Hygiene		
Concealed System	Part 1 Ceiling Systems Catalogue		
<b>D</b>		<b>S</b>	
Dual F30	Part 2 Fire Protection	Shadow joint	Part 3 Acoustics
		Silence	Part 3 Acoustics
		Soundmosaic	Part 5 Sound,Light & E-tech
		Star	Part 1 Ceiling Systems Catalogue
		Symetra	Part 6 Material & Design
<b>E</b>		System A	Part 1 Ceiling Systems Catalogue
Exposed System	Part 1 Ceiling Systems Catalogue	System C	Part 1 Ceiling Systems Catalogue
		System F	Part 1 Ceiling Systems Catalogue
		System I	Part 1 Ceiling Systems Catalogue
<b>F</b>		<b>T</b>	
Fibrafutura	Part 6 Material&Design	THERMATEX Acoustic	Part 3 Acoustics
Fire resistance: steal beams	Part 2 Fire Protection	THERMATEX Alpha	Part 3 Acoustics
Fine Fresko-Saturn	Part 1 Ceiling Systems Catalogue	THERMATEX Alpha ONE	Part 3 Acoustics
Fine Stratos / -micro	Part 1 Ceiling Systems Catalogue	THERMATEX Alpha HD	Part 3 Acoustics
Fire resistance: timber joists	Part 2 Fire Protection	THERMATEX Comfort	Part 3 Acoustics
Fire resistance: mezzanine floors	Part 2 Fire Protection	THERMATEX Comfort dB	Part 3 Acoustics
Free Span System F	Part 1 Ceiling Systems Catalogue	THERMATEX dB Acoustic	Part 3 Acoustics
Fresko	Part 1 Ceiling Systems Catalogue	THERMATEX SF Acoustic	Part 3 Acoustics
		THERMATEX Thermaclean S	Part 4 Health&Hygiene
		THERMATEX Thermofon	Part 3 Acoustics
<b>H</b>		<b>U</b>	
Hygena	Part 4 Health&Hygiene	Uno F30	Part 2 Fire Protection
<b>K</b>		<b>W</b>	
Kombimetall	Part 3 Acoustics	WOOD Symetra	Part 6 Material & Design
<b>L</b>			
Laguna / -micro	Part 1 Ceiling Systems Catalogue		
<b>M</b>			
Mercure	Part 1 Ceiling Systems Catalogue		
Metall	Part 6 Material&Design		
Mono F30	Part 2 Fire Protection		

## Part 1 CEILING SYSTEMS CATALOGUE

### CLASSIC FACES



THERMATEX  
Schlicht

THERMATEX  
Fine Stratos

THERMATEX  
Laguna

THERMATEX  
Fine Stratos  
micro

THERMATEX  
Laguna  
micro



THERMATEX  
Star

THERMATEX  
Feingelocht

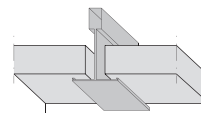
THERMATEX  
Mercure

THERMATEX  
Fine Fresko-Saturn

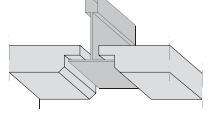
THERMATEX  
Fresko

### EDGE DETAILS

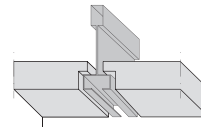
SK 15 / 24



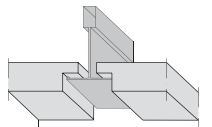
VT 15 / 24



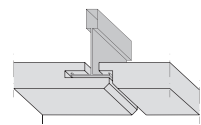
VT - S 15 F



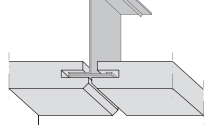
VTS 15 / 24



AW



GN



## AMF - SPECIAL PROGRAMME

### Part 3 ACOUSTICS



THERMATEX  
Acoustic /  
dB Acoustic

THERMATEX  
Silence

THERMATEX  
Alpha / Alpha ONE /  
Alpha HD

THERMATEX  
Alpha  
black, creme,  
light blue, silver

THERMATEX  
Thermofon

THERMATEX  
Acoustic RL

THERMATEX  
Kombimetall  
white similar to RAL 9010  
perforated


### Part 4 HEALTH & HYGIENE



THERMATEX  
Thermaclean S  
white

THERMATEX  
Kombimetall  
white similar to  
RAL 9010 plain

### Part 6 MATERIAL & DESIGN



THERMATEX  
Symetra  
Rg 4 - 10

THERMATEX  
Symetra  
Rg 2.5 - 10

THERMATEX  
Symetra  
Rg 4 - 16

THERMATEX  
Symetra  
Rg 8/12 - 32

THERMATEX  
Symetra  
Rg 4 - 16 / 4 x 4  
hole blocks



THERMATEX  
Symetra  
RS 15/20

WOOD Symetra  
Ahorn Schlicht  
(Maple plain) 0102

WOOD Symetra  
Ahorn Pastell  
(Maple Pastel) 0301

WOOD Symetra  
Birnbaum  
(Pear) 0308

WOOD Symetra  
Pastellgrau  
(Grey Pastel) 0074



METALL Symetra  
white similar to  
RAL 9010 plain

METALL Symetra  
white similar to RAL  
9010 perforated

THERMATEX  
net.4

THERMATEX  
net.8

THERMATEX  
Ranura Quadrat  
(rilled)



FIBRAFUTURA  
nature

FIBRAFUTURA  
white

FIBRAFUTURA  
grey

FIBRAFUTURA  
black

FIBRAFUTURA  
mirage copper

FIBRAFUTURA  
cracked glaze blue



<b>A/B</b>		<b>M/N</b>	
Acoustics	12	Material&Design	18-19
AMF	3	Mercure	27
Bandraster Profiles	42-43	Micro perforated surfaces	24
Bandraster System I	40	Mineral	8
		News	6-7
<b>C/D</b>		<b>O/P</b>	
CE Marking	62	Parallel System I	40
Clean Room	14	Pinhole	26
Cross tees	34, 42, 46	Plain	22
Concealed System A	44		
Design	14-15	<b>Q/R</b>	
Draft Specifications	48	RAL	63
		Recycling	65
<b>E/F</b>		References	50-59
Edge design	78		
Edge hardening	8	<b>S/T</b>	
Embossed surfaces	65	Semi - concealed System	40
Environment	64-65	Service	60-61
E-tech	16-17	Soffit types	71
Exposed Grid System C	32	Sound absorption	68-69
Filler piece	35,39,41	Sound insulation	12, 66, 68-69
Fine Fresko-Saturn	28	Sound, Light & E-Tech	16-17
Fine Stratos	23	Spanning Profiles	39
Fine Stratos micro	24	Spans	39
Fire Protection	10, 65, 68-69	Subsidiaries	4
Fire Resistant Light Box	35,39,43,47	Surface designs	20-29 , 80
Free Span System F	36	Suspension	35
Fresko	29	Star	25
		System A	44
<b>G/H</b>		System C	32
Gypsum	18	System F	36
Hygiene	14	System I	40
		Thermatex Comfort / -dB	9
<b>I/J</b>		<b>U/V/W</b>	
Inner corners	34,39,43	Wall angles	34, 39, 43, 47
Installation guidelines	48-49		
ISO Certification	63		
<b>K/L</b>			
Laguna	23		
Laguna micro	25		
Light ceilings	16-17		



## AMF PROGRAMME:

Part 1 CEILING SYSTEMS CATALOGUE

Part 2 FIRE PROTECTION

Part 3 ACOUSTICS

Part 4 HEALTH & HYGIENE

Part 5 SOUND, LIGHT & E - TECH

Part 6 MATERIAL & DESIGN

## AMF APPLICATIONS:

Part 1 EDUCATION

### Knauf AMF GmbH & Co. KG

Elsenthal 15

D-94481 Grafenau

Germany

Tel.: +49 (0) 85 52 / 422 - 0

Fax: +49 (0) 85 52 / 422 - 32

e-mail: [info@amf-grafenau.de](mailto:info@amf-grafenau.de)

<http://www.amfceilings.com>



The Construction Products Directive (Council Directive 89/106/EEC), relevant for Suspended Ceilings, was converted to the European Standard EN 13964. It stipulates essential criteria for the CE labelling of ceiling products and ceiling systems.



The RAL- Quality Mark confirms the consistently high quality of the AMF mineral wool, as well as its biological solubility.



Knauf AMF GmbH & Co. KG. is certified according to ISO 9001 and ISO 14001.



#### Blue Angel for the AMF products

- THERMATEX (standard)
- THERMATEX ACOUSTIC RANGE
- ECOMIN